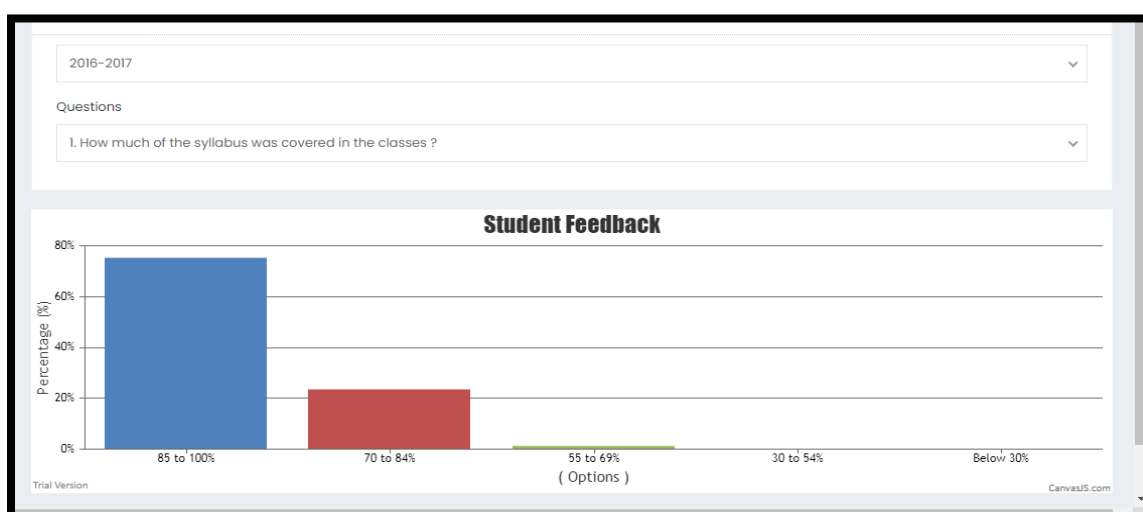


## Feedback Analysis: 2016-17

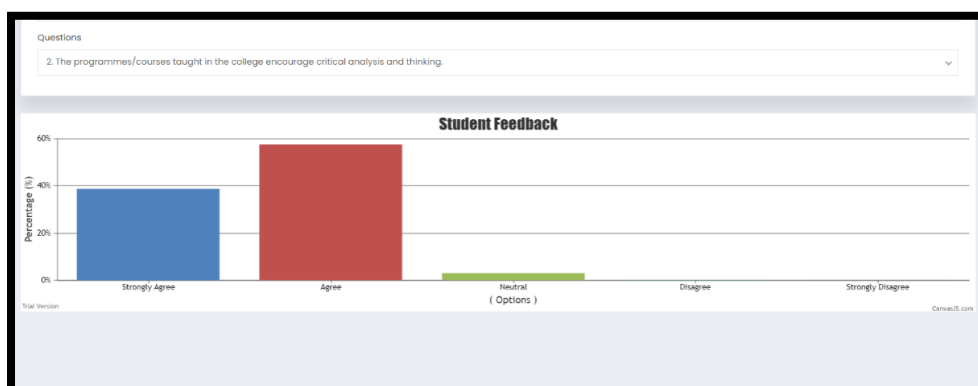
For any institution, Feedback is a valuable tool that makes an important influence on decisions towards improvement. Effective feedback has paybacks for all the stakeholders as well as for the organization. A formal feedback mechanism is employed in our institution for continuous improvement. Feedback covers various aspects of academic as well as administrative processes in the college. It is collected on a regular basis from all stakeholders like students, parents, alumni, employers, and teachers. Questions covering multiple aspects are presented to stakeholders for their valuable inputs. Questions vary depending on the category of stakeholders to ensure that all facets are covered properly and in an exhaustive manner. Responses are elicited and analyzed in great detail and precision to prepare an action plan for the overall enrichment of the organization. Efforts are made to improve academic outcomes. A good number of responses are selected in each category of Stakeholders.

### FEEDBACK: STUDENTS



Upon asking "how much syllabus was covered in the classes", students' responded as under,

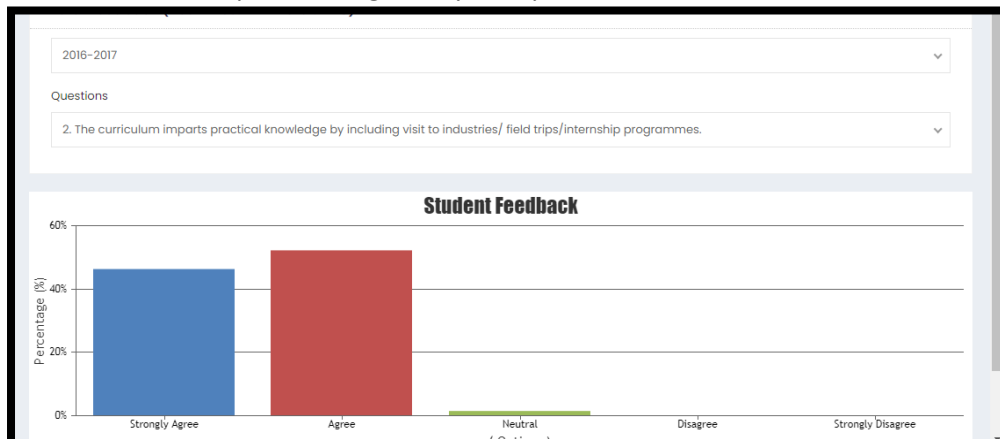
- 74 % students reported that 85-100 percent syllabus was completed
- 24 % students reported that 70-80 percent syllabus was completed
- 2 % students reported that 55-69 percent syllabus was completed



*Principal*  
Principal  
G.N.N. College  
Ambala Cantt

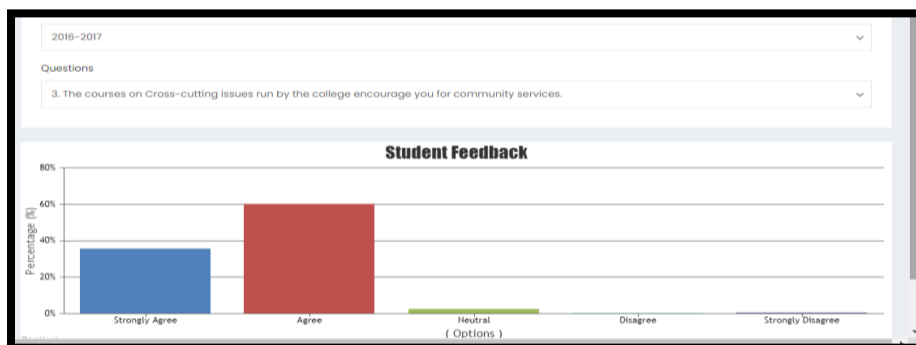
Upon asking, **“the programme/courses taught in college encouraged critical analysis and thinking”**,

- Strongly agree response was given by 38.84 percent students
- Agree response was given by 57.59 percent students
- Neutral response was given by 3.13 percent students



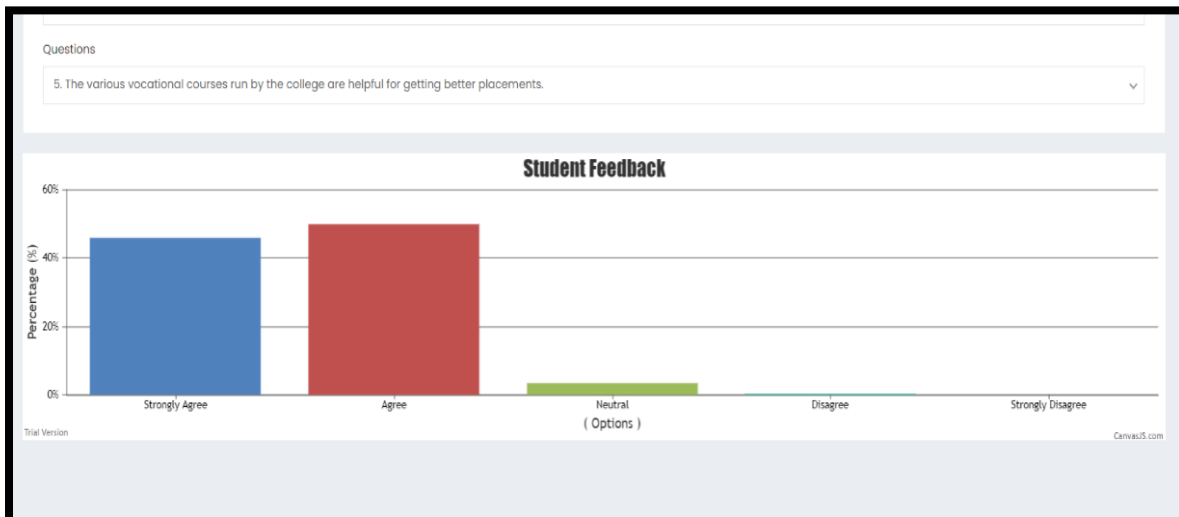
Students were also asked if **“The curriculum imparts practical knowledge by including visits to the industries/field trips/internship programs,”** where students replied with the following:

- Strongly agree response was given by 46 percent
- Agree response was given by 50 percent
- Neutral response was given by 4 percent



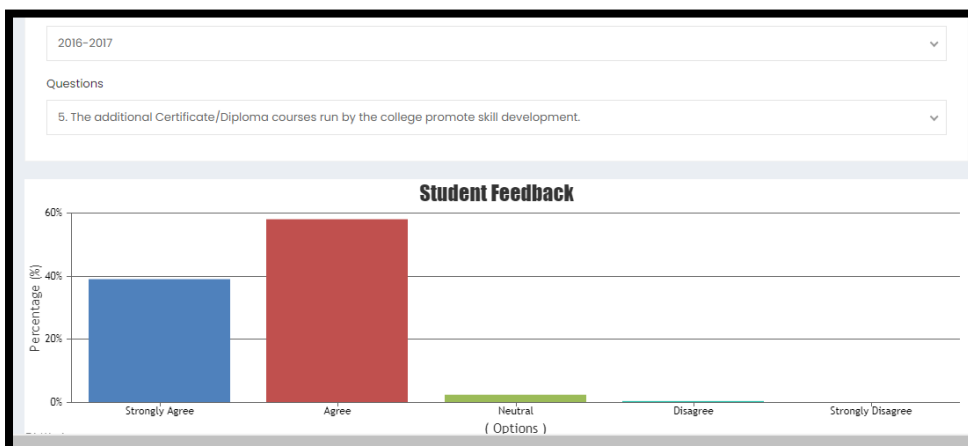
Upon the statement that **“the courses on crosscutting issues run by the college encourage you for community service,”** the responses were as under:

- Strongly agree response was given by 35.8 percent
- Agree response was given by 59.2 percent
- Neutral response was given by 2 percent
- Disagree response was given by 1.5 percent
- Strongly disagree response was given by 1.5 percent



Students responded in the following ways for the statement **“the various vocational courses run by the college are helpful for getting better placements”**,

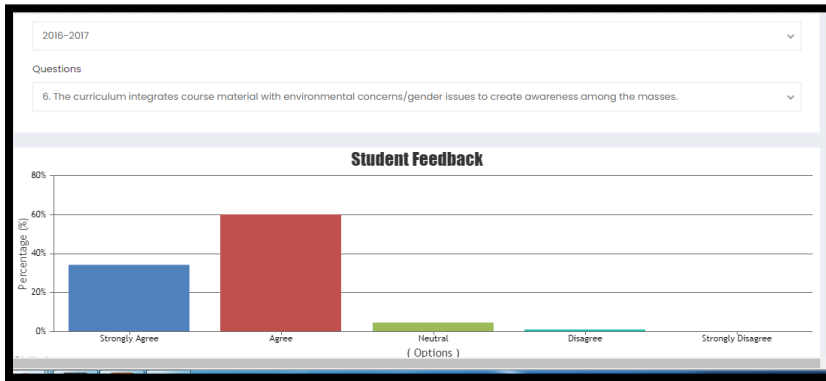
- Strongly agree response was given by 43.10 percent
- Agree response was given by 52.90 percent
- Neutral response was given by 3.57 percent
- Disagree response was given by 0.43 percent



Upon asking that **“the additional certificate/diploma courses run by the college promotes skill development”**, students responded in the following manner,

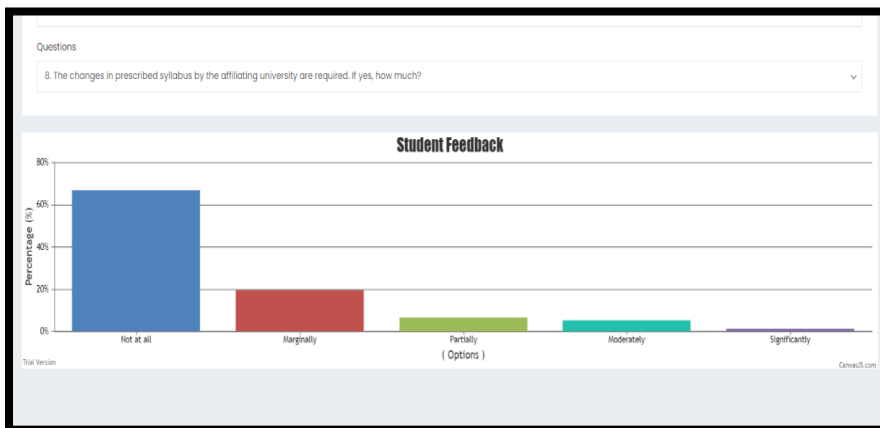
- Strongly agree response was given by 38.06 percent students
- Agree response was given by 59.04 percent students
- Neutral response was given by 1.46 percent students
- Disagree response was given by 1.45 percent students

*Principal*  
Principal  
G.M.N. College  
Ambala Cantt



Upon asking that “**curriculum integrates course material with environmental concerns/gender issues to create awareness among the masses**”, the responses were as under:

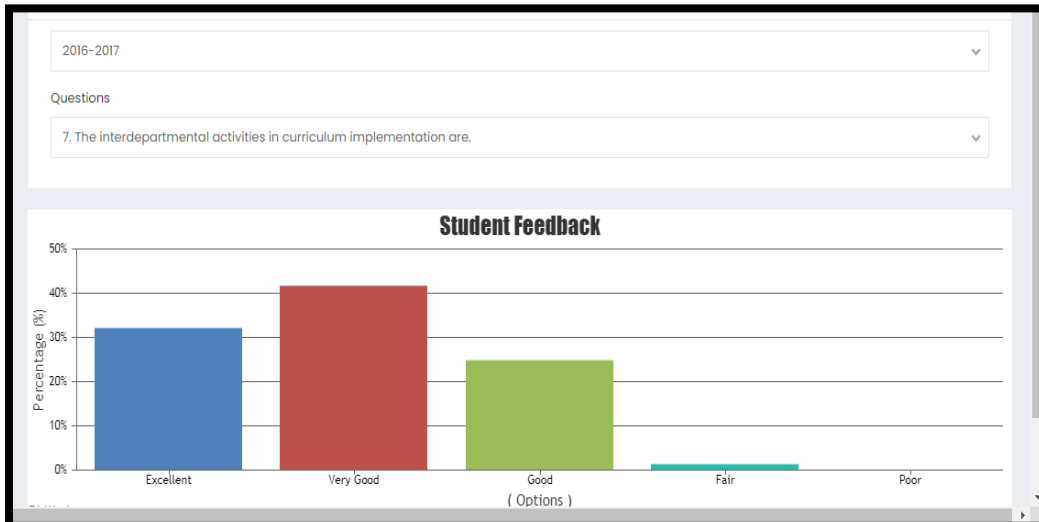
- Strongly agree response was given by 30.10 percent students
- Agree response was given by 63.90 percent students
- Neutral response was given by 3.50 percent students
- Disagree response was given by 2.50 percent students



The responses on the statement, that “**the changes in prescribed syllabus by the affiliating university are required, if yes how much**” were as follows:

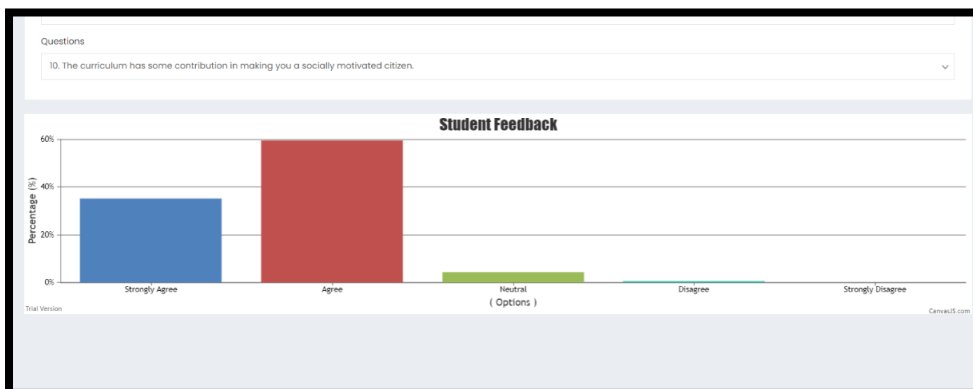
- Not at all response was given by 56.96 percent students
- Marginally response was given by 29.64 percent students
- Partially response was given by 4.7 percent students
- Moderately response was given by 7.36 percent students
- Significantly response was given by 1.34 percent students

*Alka*  
Principal  
G.M.N. College  
Ambaia Cantt



Students were asked about **“the interdepartmental activities in curriculum implementation”**, the responses obtained were as follows,

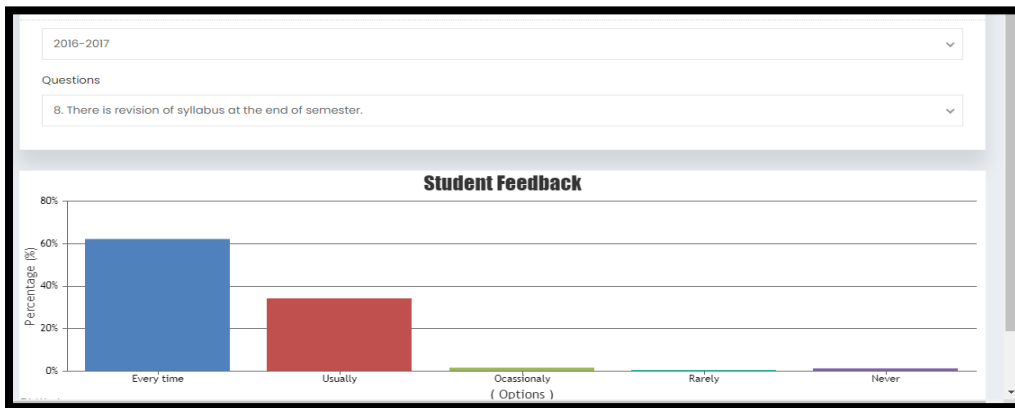
- Excellent response was given by 31.26 percent of students.
- Very good response was given by 42.18 percent of students.
- Good response was given by 25.78 percent of students.
- Fair response was given by 0.78 percent of students.



Upon asking, **“the curriculum has some contribution in making you socially motivated criteria”**, the responses were as under,

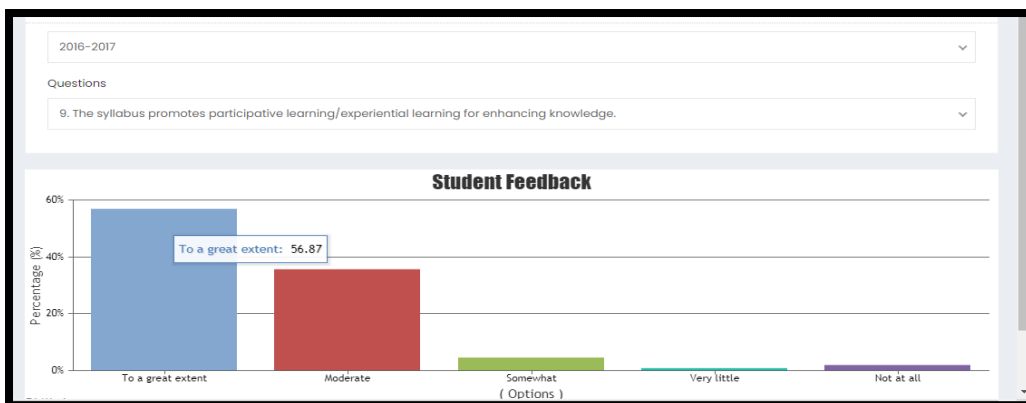
- Strongly agree response was given by 37.4 percent of students.
- Agree response was given by 57.6 percent of students.
- Neutral response was given by 4.50 percent of students.
- Disagree response was given by .50 percent of students.

*Principal*  
Principal  
G.N.N. College  
Ambala Cantt



Upon asking **“if there is any revision of syllabus at the end of semester”**, the responses were as follows,

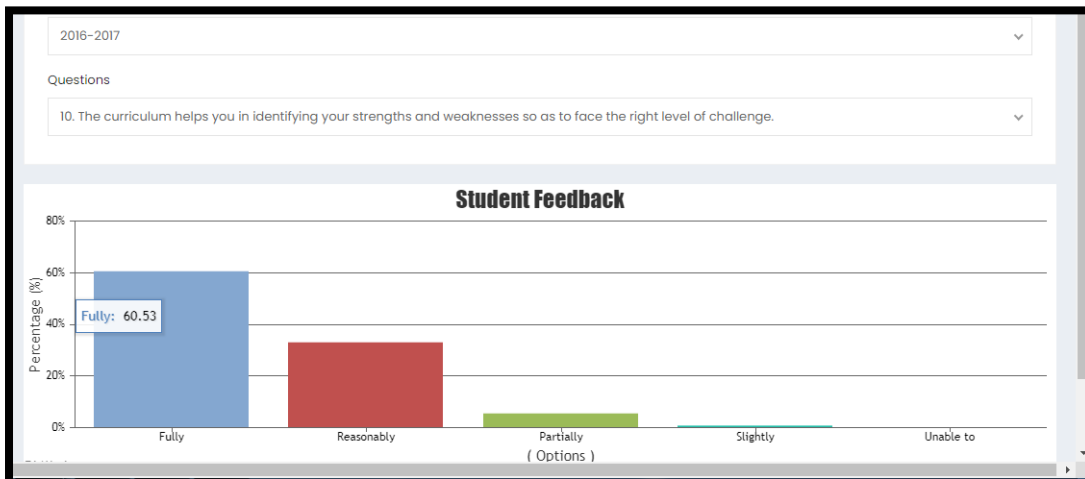
- Every time response was given by 61 percent of students.
- Usually response was given by 34 percent of students.
- Occasionally response was given by 1.10 percent of students.
- Rarely response was given by .9 percent of students.
- Never response was given by 3 percent of students.



Students were asked if **“the syllabus promotes participative learning/experiential learning for enhancing knowledge”**, where the responses were as under,

- 56.87 % of the students responded with a response of “to a great extent”
- 37.13% of the students responded with a response of “moderate”
- 2 % of the students responded with a response of “somewhat”
- 0.60 % of the students responded with a response of “very little”
- 4.40 % of the students responded with a response of “not at all”

*Oliver*  
Principal  
G.M.N. College  
Ambaia Cantt



The responses to the statement **“The curriculum inculcates competencies in soft skills/life skills/employability skills to make you ready for world of work”** are recorded as under,

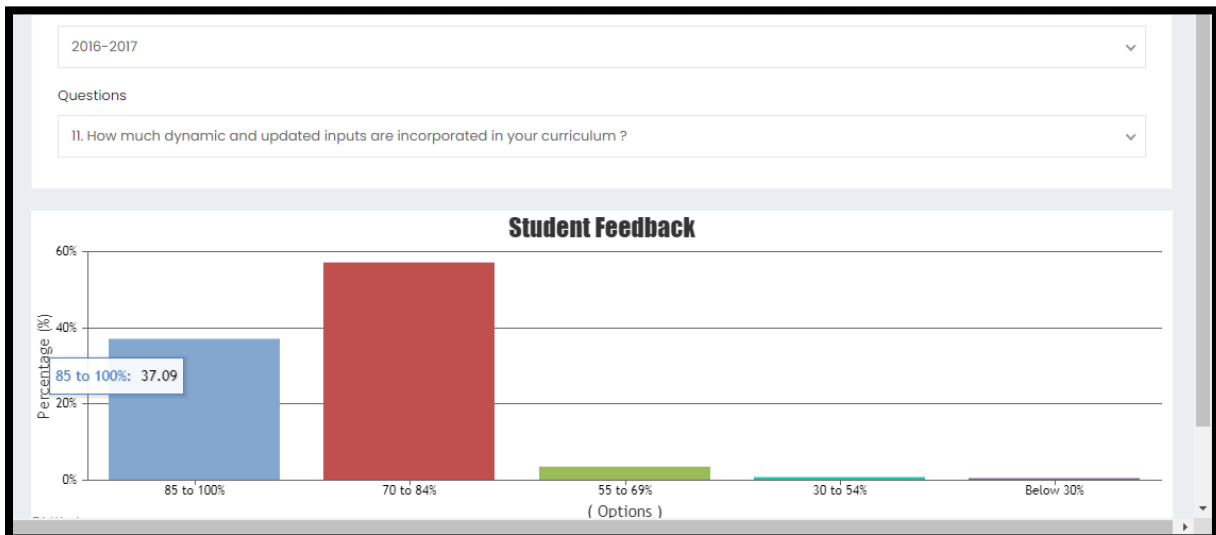
- 54.8 % of the students responded with a response of “to a great extent”
- 39.17% of the students responded with a response of “moderate”
- 2.35 % of the students responded with a response of “somewhat”
- 1.89 % of the students responded with a response of “very little”
- 1.79 % of the students responded with a response of “not at all”



Students were further enquired if **“the curriculum helps you in identifying your strengths and weaknesses so as to face the right level of challenge”**, the responses were as under,

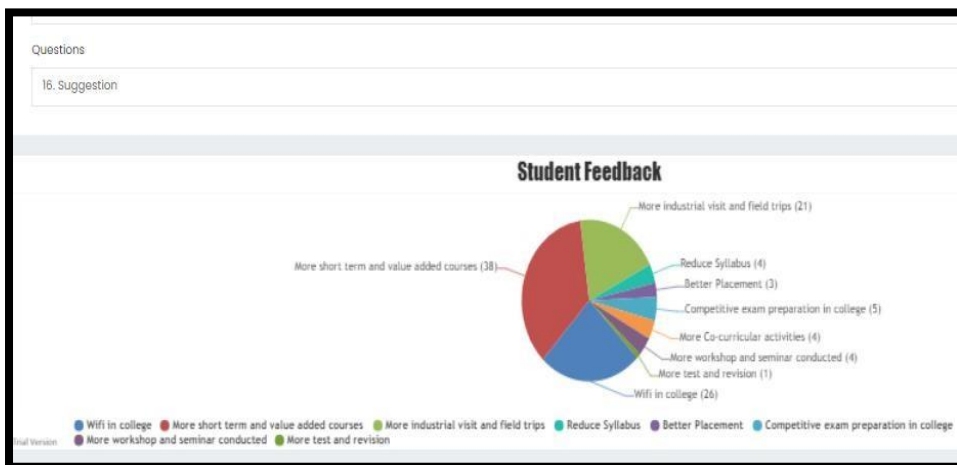
- Fully response was given by 61.28 percent of students.
- Reasonably response was given by 31.13 percent of students.
- Partially response was given by 5.47 percent of students.
- Unable to response was given by 1.67 percent of students.

*Oh*  
Principal  
G.M.N. College  
Ambala Cantt



Students were enquired of “how much dynamic and updated inputs are incorporated in your curriculum”, where responses were as under,

- 34.60% students responded that 85-100% dynamic and updated inputs are incorporated
- 60.94% students responded that 70-84% dynamic and updated inputs are incorporated
- 3.13% students responded that 55-69% dynamic and updated inputs are incorporated
- 0.67% students responded that 30-54% dynamic and updated inputs are incorporated
- 0.67% students responded that Below 30% dynamic and updated inputs are incorporated



Students shared their valuable feedback where Wi-Fi facility was desired by 26% of students. Conduction of more workshops and seminar (4%), more co-curricular activities (4%), and more short term and value added courses were suggested. 21% students also desired that there should be more industrial visits and field trips. The suggestion of preparation for competitive exams in the college (5%), better placements (3%) and more tests and revisions (1%) was also suggested through feedback.

*Principal*  
Principal  
G.M.N. College  
Ambala Cantt



**Overall analysis of responses from students indicate that,**

**Strengths:** Most of the students agreed that:

- a) The various vocational courses run by the college are helpful for getting better placements.
- b) The curriculum inculcates competencies in Soft Skills/Life Skills/Employability Skills to make students for the world of work.
- c) There is revision at the end of semester.

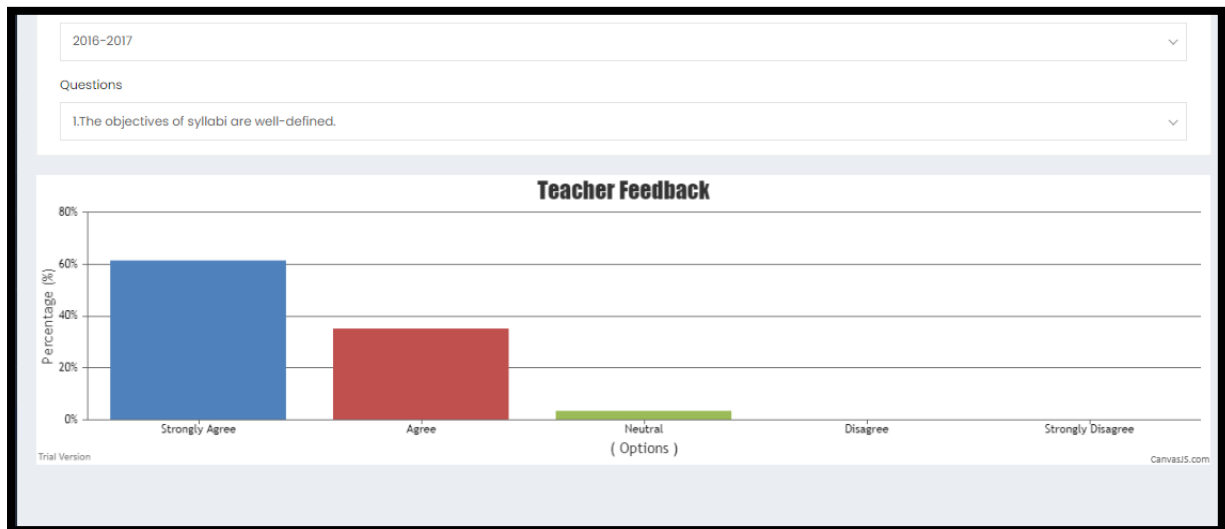
**Weaknesses:** Many students disagreed with the following,

- (a) The syllabus promotes participative learning for enhancing knowledge.
- (b) Dynamic and updated inputs are incorporated in the curriculum.

**Suggestions:** Out of all the **suggestions** given by students, the following may be implemented:

- (a) Wi-Fi in college.
- (b) More Smart classrooms
- (c) Conduction of more workshops and seminar
- (d) More industrial visits and field trips

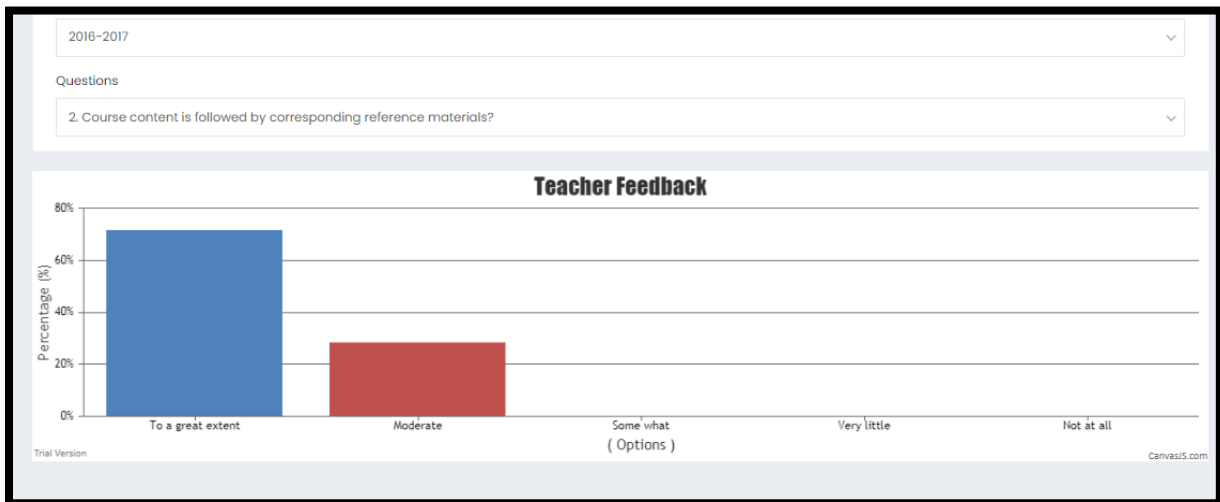
## Feedback: Teacher



Teachers were asked if “**the objective of syllabi are well defined**”, the responses were as under,

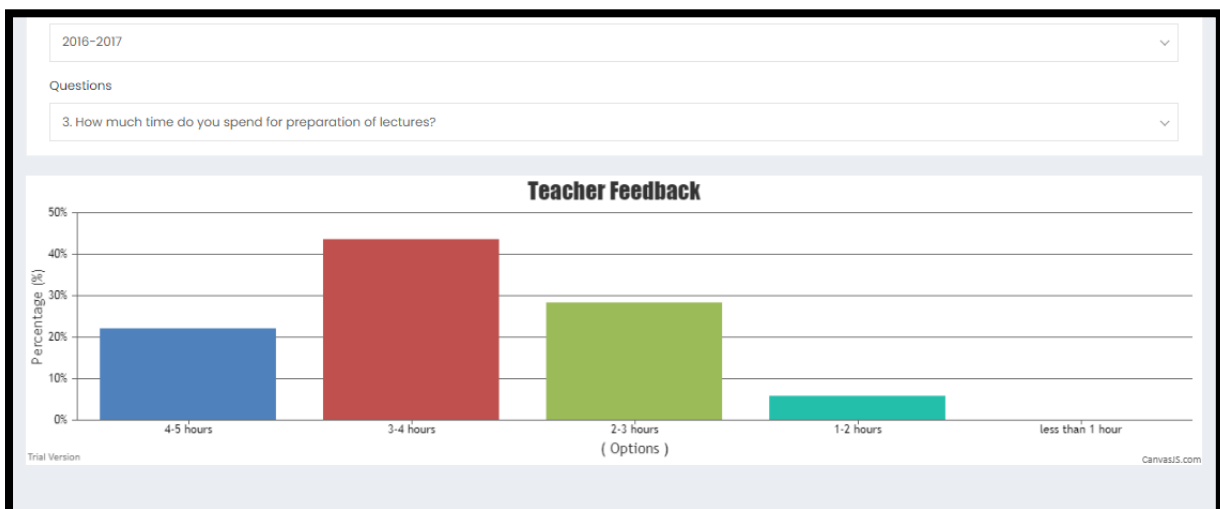
- Strongly agree response was given by 56.18 % of teachers
- Agree response was given by 41.78 % of teachers
- Neutral response was given by 2.04 % of teachers

*Ala*  
Principal  
G.M.N. College  
Ambala Cantt



Teachers were further asked if **“the course content is followed by corresponding reference material”**

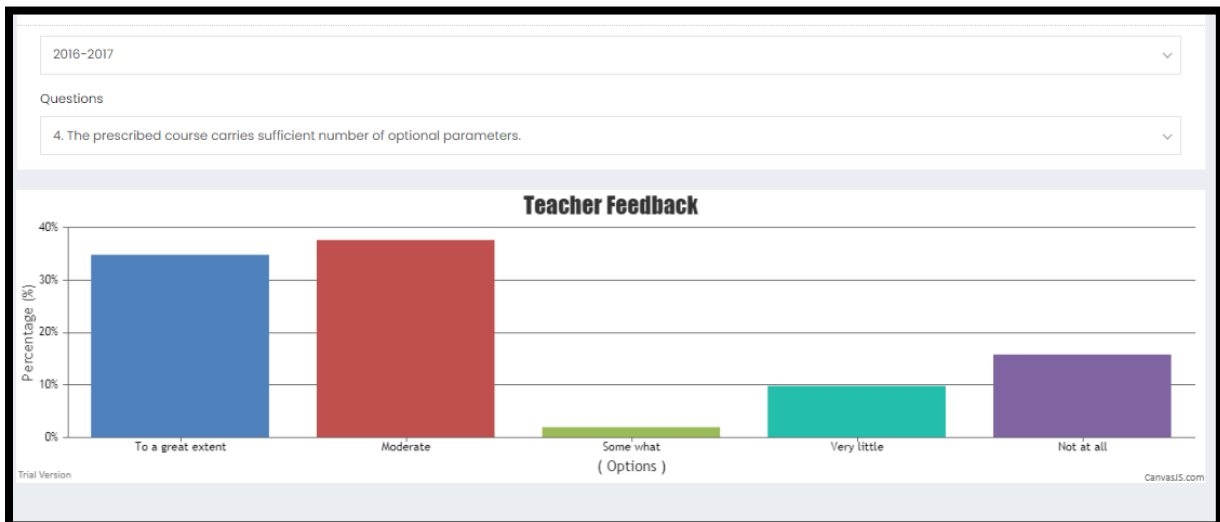
- To a great extent was reported by 68.39 % of teachers
- Moderate was reported by 31.61 % of teachers



Upon the statement, **“How much time do you spend for preparation of lectures”**, teachers responded as under

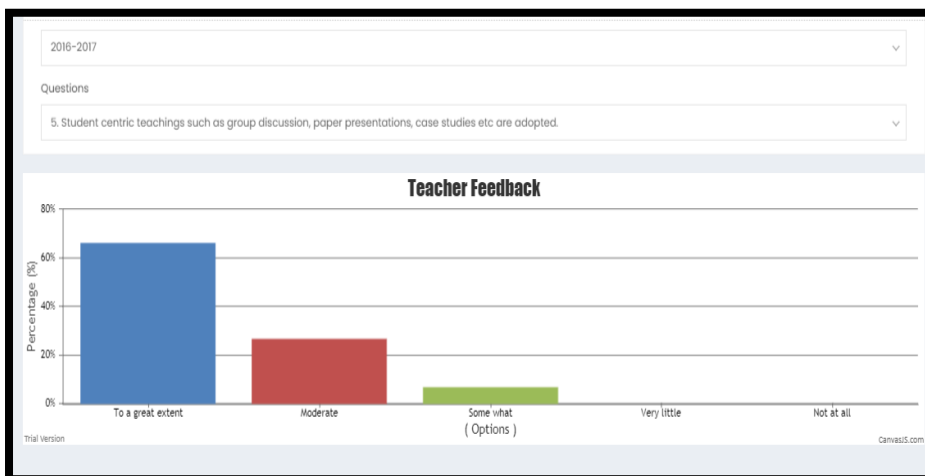
- 21.40 % responded that they spend 4-5 hours
- 39.81 % responded that they spend 3-4 hours
- 32.65 % responded that they spend 2-3 hours
- 6.12 % responded that they spend 1-2 hours

*Oliver*  
Principal  
G.M.N. College  
Ambala Cantt



Teachers were asked if **“the prescribed course carries sufficient number of optional parameters”**, the responses were as under,

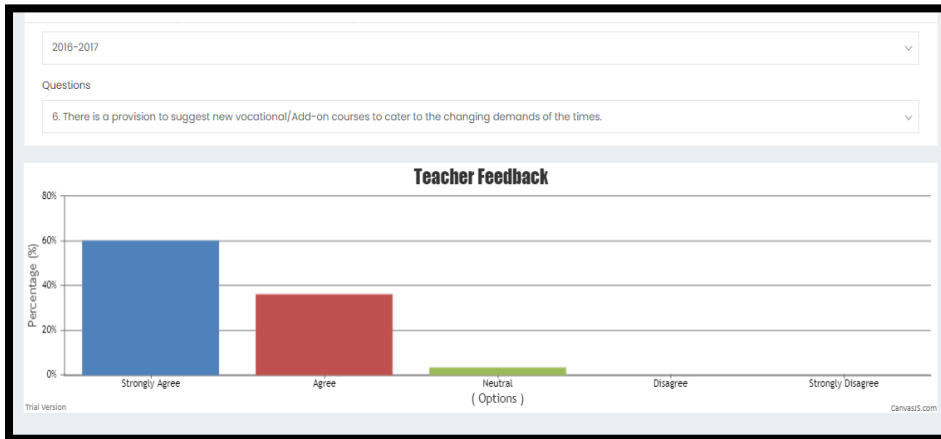
- 30.65 % of the teachers responded with the option “to a great extent”
- 40.77 % of the teachers responded with the option “Moderate”
- 0.4 % of the teachers responded with the option “Somewhat”
- 12.20 % of the teachers responded with the option “Very little”
- 16.32 % of the teachers responded with the option “Not at all”



Teachers were enquired if **“student centric teachings such as group discussion, paper presentations, case studies, etc. are adopted”**, the responses were as under,

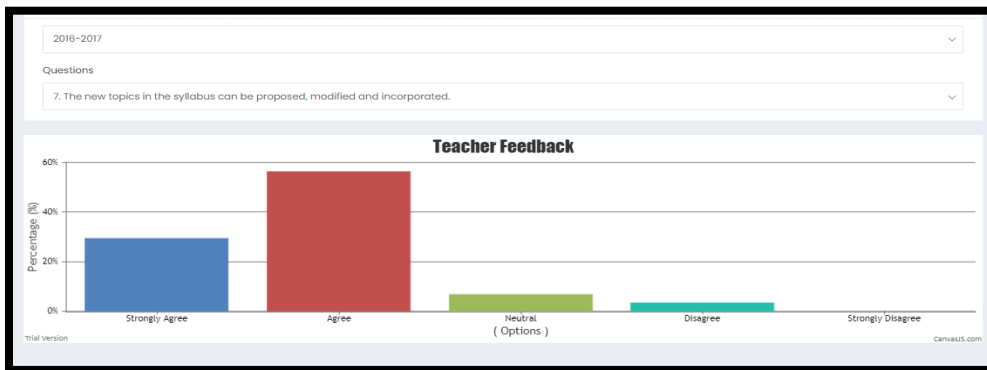
- 67.34 % of the teachers responded with the option “to a great extent”
- 26.53 % of the teachers responded with the option “Moderate”
- 6.12 % of the teachers responded with the option “Somewhat”

*Principal*  
Principal  
G.M.N. College  
Ambaia Cantt



Teachers were asked if **“there is a provision to suggest new vocational/Add-on courses to cater to the changing demands of the times”**, the responses were as under,

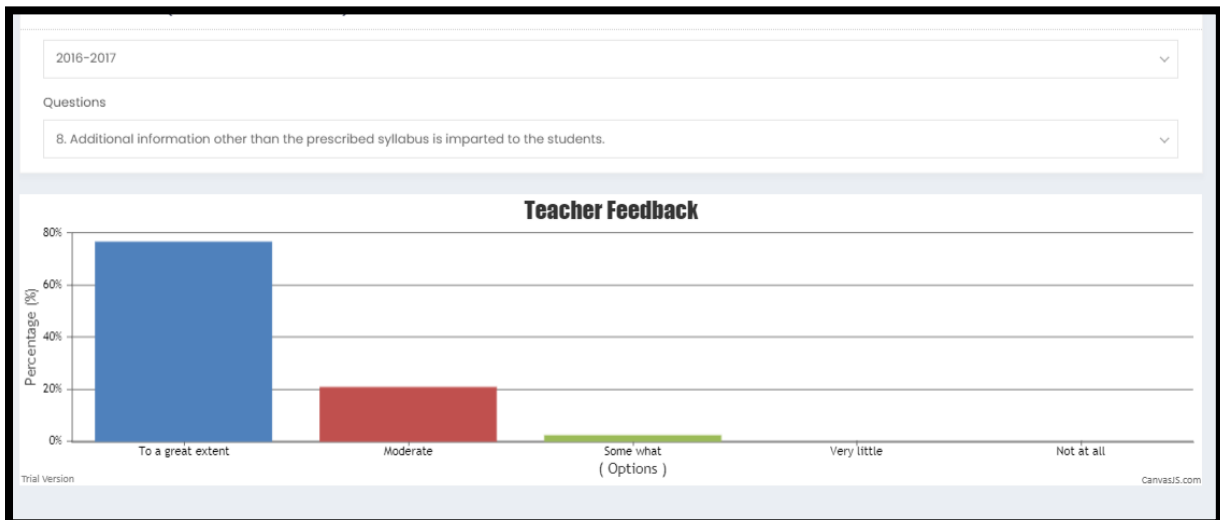
- Strongly agree response was given by 58.18 % of teachers
- Agree response was given by 34.82 % of teachers
- Neutral response was given by 7 % of teachers



Teachers were asked if **“the new topics in the syllabus can be proposed, modified and incorporated”**, where the responses were as under,

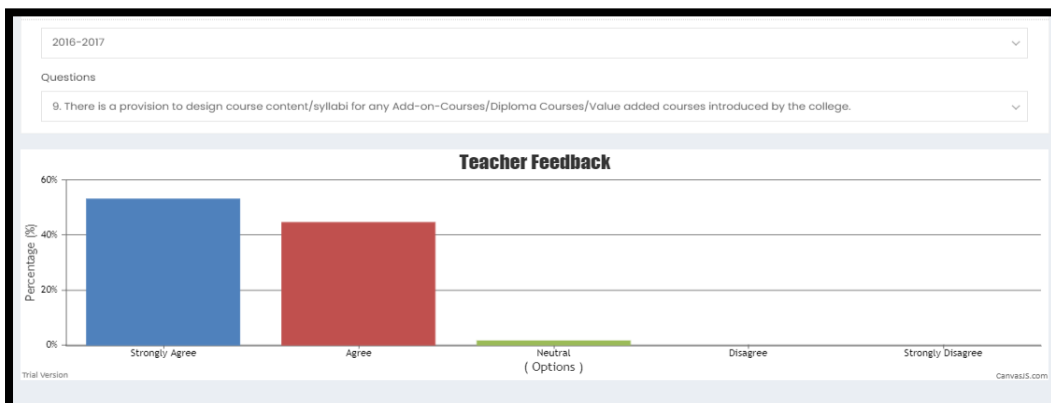
- Strongly agree response was given by 29 % of teachers
- Agree response was given by 61 % of teachers
- Neutral response was given by 6 % of teachers
- Disagree response was given by 4 % number of teachers

*Olh*  
Principal  
G.M.N. College  
Ambala Cantt



Teachers were asked if **“additional information other than the prescribed syllabus is imparted to the students”**, the responses were as under,

- 72.50 % of the teachers responded with the option “to a great extent”
- 25.40 % of the teachers responded with the option “Moderate”
- 2 % of the teachers responded with the option “Very little”



Teachers were asked if **“there is a provision to design course content/syllabi for any add-on courses/diploma courses/value added courses introduced by the colleges”**, where the responses were as under,

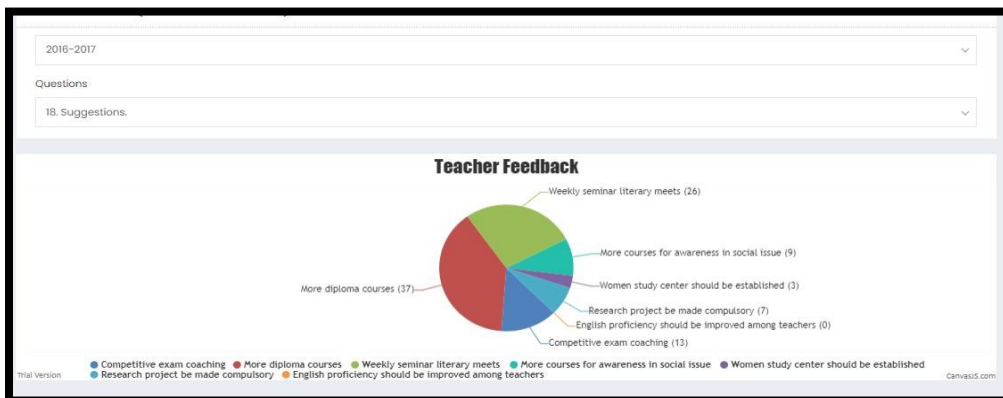
- Strongly agree response was given by 51.2 % of teachers
- Agree response was given by 46.93 % of teachers
- Neutral response was given by 2.4 % of teachers

*Principal*  
Principal  
G.M.N. College  
Ambala Cantt



Teachers were asked if “ICT enabled teaching learning is used and promoted in the college”, the responses were as under,

- 58.5 % of the teachers responded with the option “strongly agree”
- 37.2 % of the teachers responded with the option “agree”
- 2.3 % of the teachers responded with the option “neutral”



Teachers were asked if “Students are encouraged to participate to extra curriculum activities to develop their overall personality”, where the responses were as under,

- Strongly agree response was given by 73.46 % of teachers
- Agree response was given by 24.48 % of teachers
- Neutral response was given by 2.4 % of teachers.

*Alka*  
Principal  
G.M.N. College  
Ambala Cantt

**Overall feedback of Teachers suggest that,**

**Strengths:** Most of the teachers agreed that:

- (a) Student Centric teachings such as group discussions, paper presentations, case studies etc. are adopted.
- (b) Additional information other than prescribed syllabus is imparted to students.
- (c) There is provision to design course content/syllabi for any add on courses/diploma courses/value added courses introduced by the college.

**Weaknesses:** Many teachers disagreed with the following:

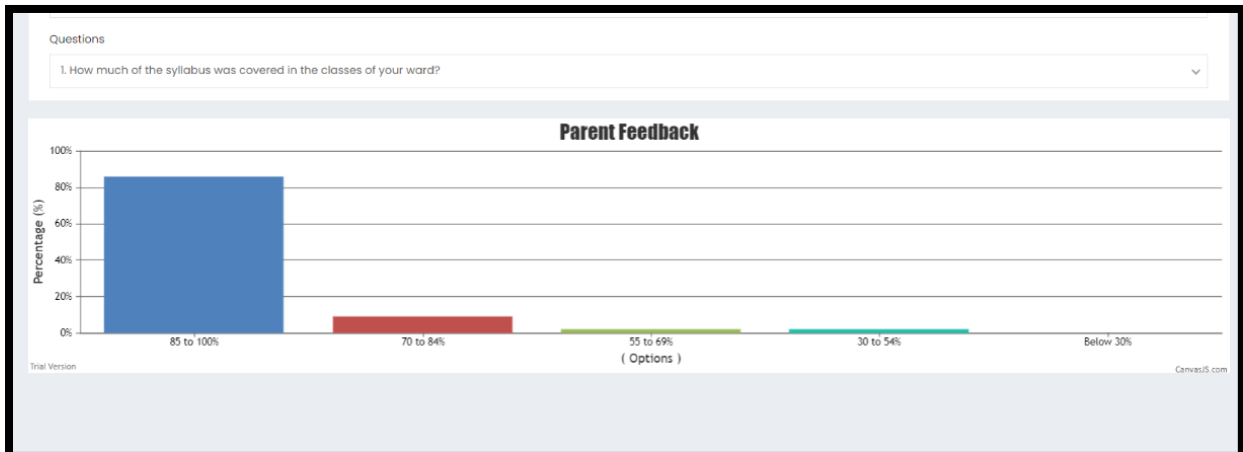
- (a) The syllabus contains sufficient no. of optional parameters.
- (b) The new topics in the syllabus can be proposed, modified and incorporated.

Out of all the **suggestions** given by teachers, the following may be implemented:

- (a) New syllabus
- (b) New teaching methods
- (c) More diploma courses



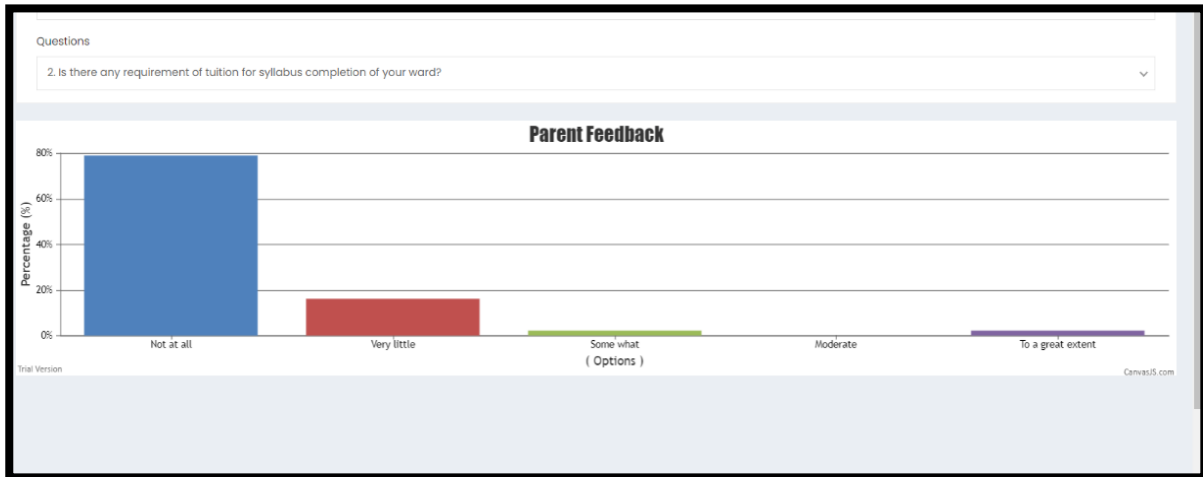
## FEEDBACK: PARENTS



Parents' feedback regarding **"the syllabus covered in the classes of their ward"** is as follows,

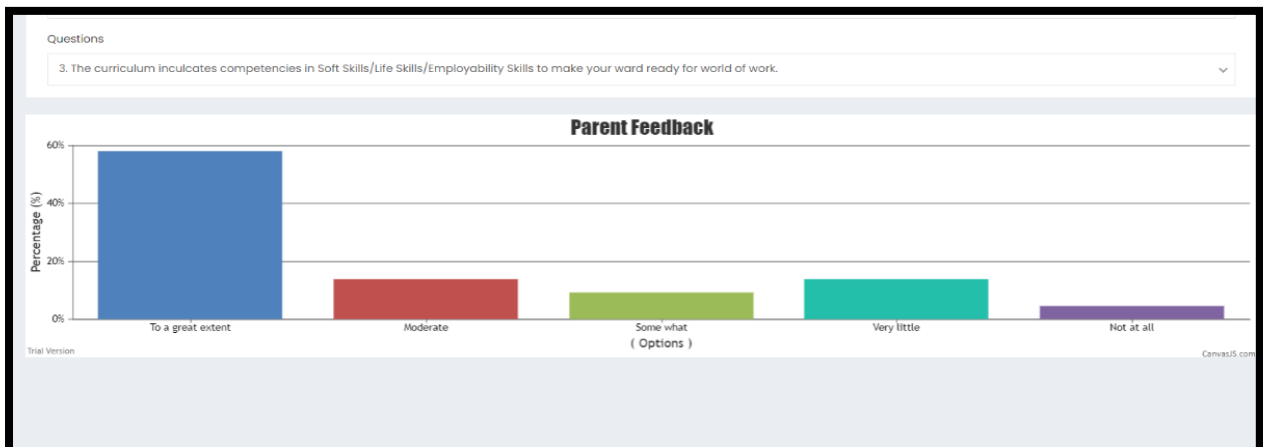
- 85.05% parents reported that 85-100% syllabus is covered in the classes of their ward.
- 10.3% parents reported that 70-84% syllabus is covered in the classes of their ward.
- 2.31% parents reported that 55-69% syllabus is covered in the classes of their ward.
- 2.34% parents reported that 30-54% syllabus is covered in the classes of their ward.

*Principal*  
Principal  
G.M.N. College  
Ambala Cantt



Feedback of Parents regarding **“the requirement of tuitions for syllabus completion of the wards”** is as follows,

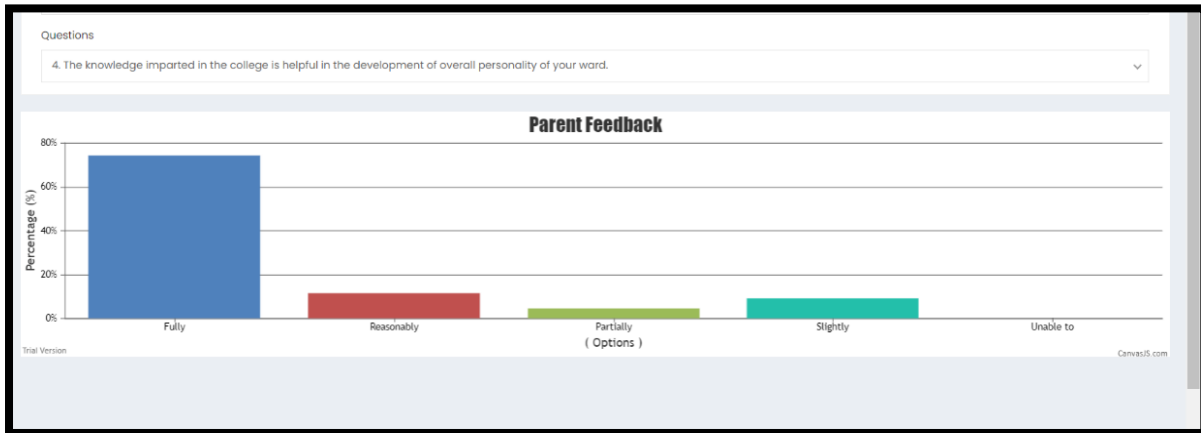
- 78.07% reported that their ward “not at all” require tuition for completion of syllabus
- 17.28% reported that their ward require “very little” tuition for completion of syllabus
- 2.33% reported that their ward “somewhat” require tuition for completion of syllabus
- 2.33% reported that their ward require tuition “to a great extent” for completion of syllabus



In response to the statement **“the curriculum inculcates competencies in Soft Skills/Life Skills/Employability Skills to make your ward ready for world of work”**, the responses of parents were as under,

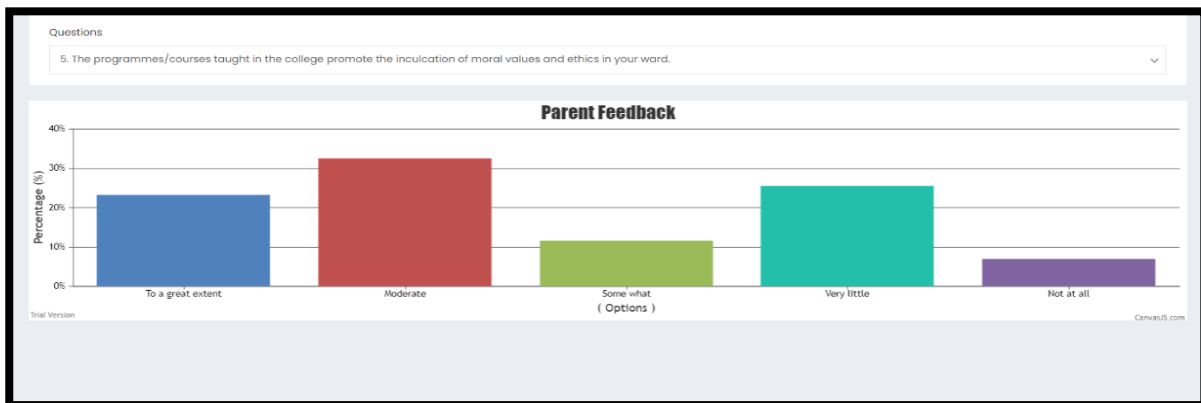
- 57.14% parents responded as “to a great extent”
- 14.95% parents responded as “moderate”
- 9.3% parents responded as “somewhat”
- 13.95% parents responded as “very little”
- 4.65% parents responded as “not at all”

*Principal*  
Principal  
G.M.N. College  
Ambala Cantt



Parents' response regarding the statement **"The knowledge imparted in the college is helpful in the development of overall personality of your ward"** were as follows,

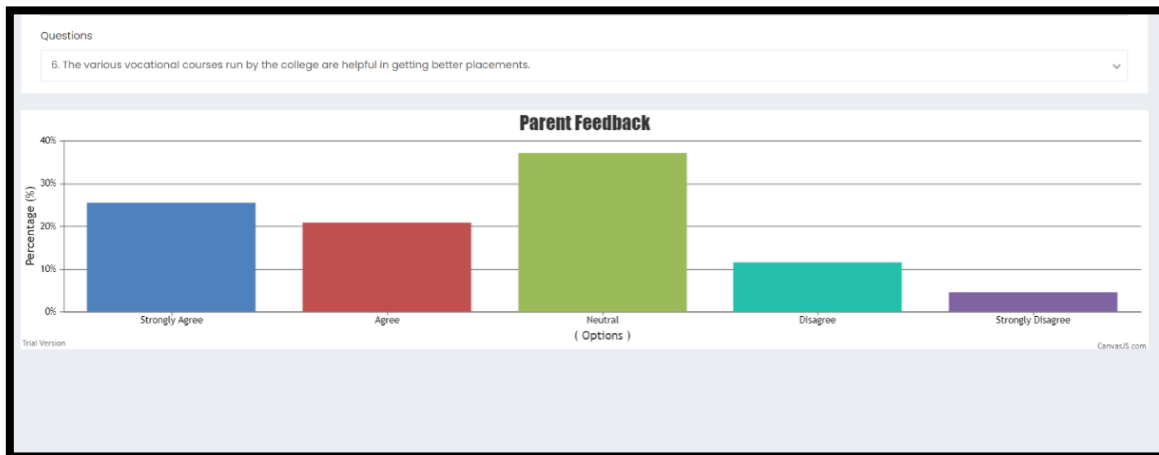
- 73.42% "fully" agreed to the statement
- 12.63% "reasonably" agreed to the statement
- 4.65% "partially" agreed to the statement
- 9.3% "slightly" agreed to the statement



Parents were further enquired if "the programmes/courses taught in the college promote the inculcation of moral values and ethics in your ward", the responses were as follows,

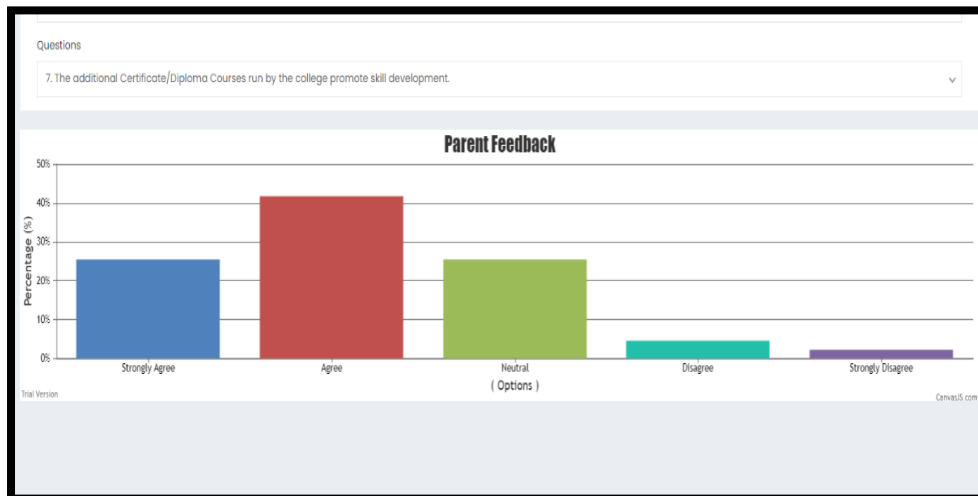
- 22.26 % parents responded as "to a great extent"
- 33.56% parents responded as "moderate"
- 11.63 % parents responded as "somewhat"
- 25.58% parents responded as "very little"
- 6.98% parents responded as "not at all"

*Principal*  
Principal  
G.M.N. College  
Ambala Cantt



Parents' response to the statement **"The various vocational courses run by the college are helpful in getting better placements"** is as under,

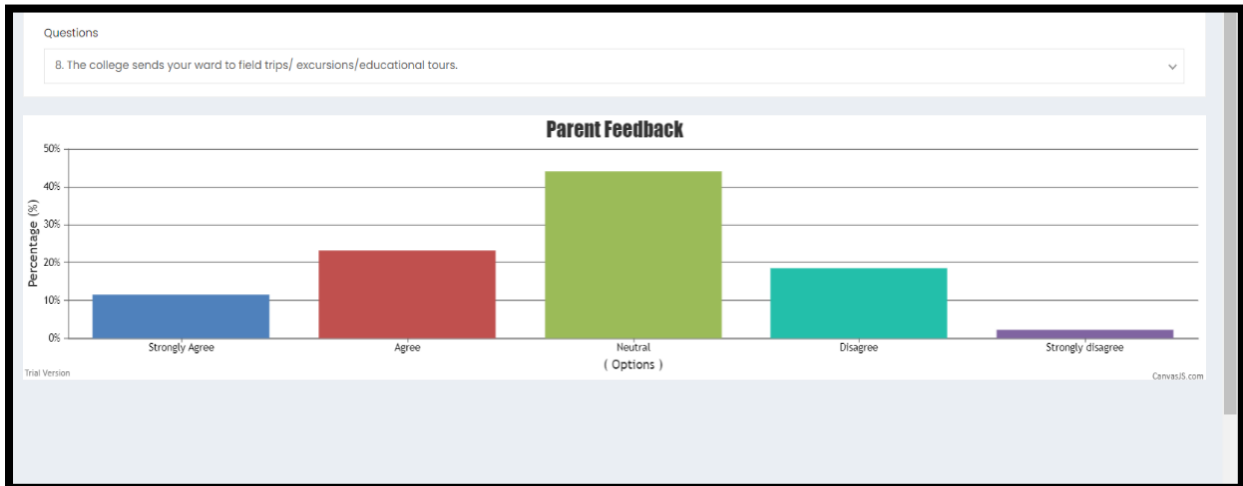
- 24.58% parents "strongly agreed" to the statement
- 21.93% parents "agreed" to the statement
- 37.21% parents were "neutral" to the statement
- 11.63% parents "disagreed" to the statement
- 4.65% parents "strongly disagreed" to the statement



Parents were further enquired if **"the additional Certificate/Diploma Courses run by the college promote skill development"**, where the responses were as under:

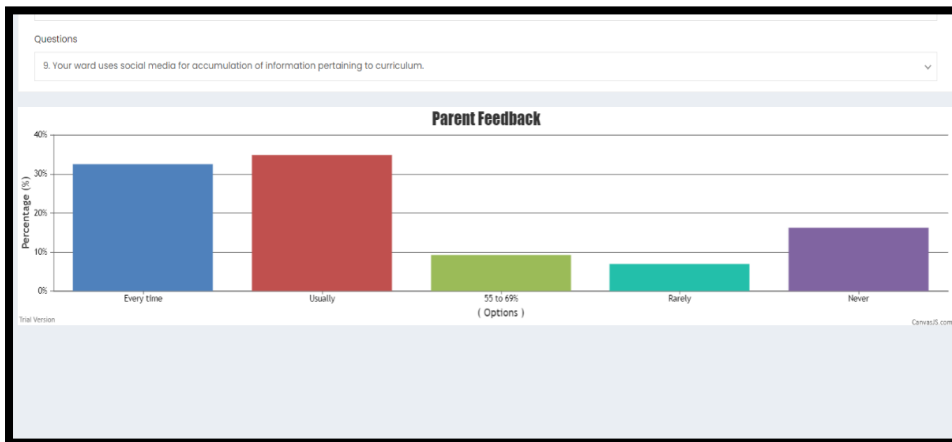
- 23.58% parents "strongly agreed" to the statement
- 43.86% parents "agreed" to the statement
- 25.58% parents were "neutral" to the statement
- 3.65% parents "disagreed" to the statement
- 3.33% parents "strongly disagreed" to the statement

*Olh*  
Principal  
G.M.N. College  
Ambala Cantt



Parents' response for the statement **"The college sends your ward to field trips/excursions/educational tours"** were as follows,

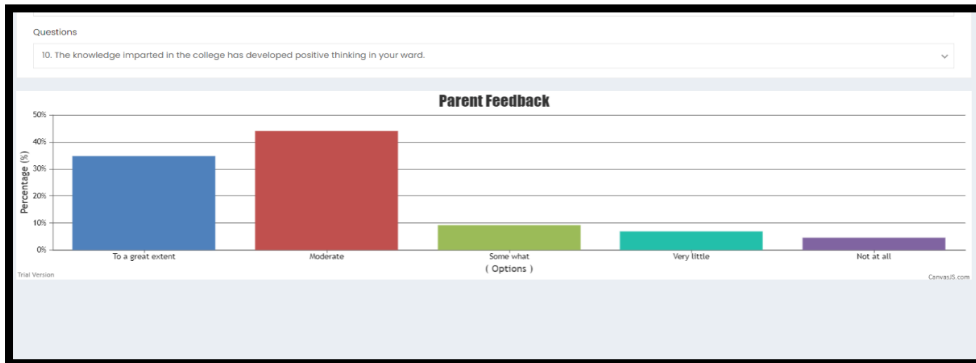
- 12.63% parents "strongly agreed" to the statement
- 22.26% parents "agreed" to the statement
- 43.19% parents were "neutral" to the statement
- 19.6% parents "disagreed" to the statement
- 2.33% parents "strongly disagreed" to the statement



Parents were also asked if **"your ward uses social media for accumulation of information pertaining to curriculum"**, where the responses were as follows,

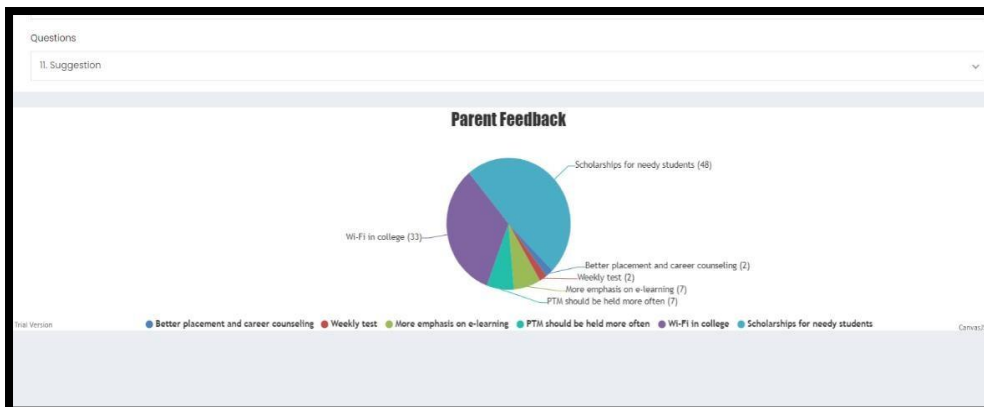
- 31.56% parents responded that their ward "every time" uses social media for information
- 10.3% parents responded that their ward uses social media 55-69% for information
- 6.98% parents responded that their ward "rarely" uses social media for information
- 16.28% parents responded that their ward "never" uses social media for information

*Principal*  
Principal  
G.N.N. College  
Ambala Cantt



Parents' responses regarding the statement "the knowledge imparted in the college has developed positive thinking in your ward" are as follows,

- 36.88% parents responded as "to a great extent"
- 42.19% parents responded as "moderate"
- 9.3 % parents responded as "somewhat"
- 6.98% parents responded as "very little"
- 4.65% parents responded as "not at all"



Suggestions have a significant importance in the feedback process. Parents suggested that there should be Wi-Fi in college (33%). Scholarship for needy students was asked by almost 48% of the parents, where better placement and career counseling was suggested by 2% of parents. 2% parents emphasized on weekly test and 7% parents mentioned that PTM should be held more often. More emphasis on e-learning was suggested by 7% of parents.

*Principal*  
Principal  
G.M.N. College  
Ambala Cantt

**Overall analysis of responses from parents indicate that,**

**Strengths:** Most of the parents agreed that:

- Most of the syllabus is covered in the classes of their ward.
- Their ward do not require tuition for completion of syllabus
- Knowledge imparted in the college is helpful in the development of overall personality of their ward

**Weaknesses:** Many parents disagreed with the following,

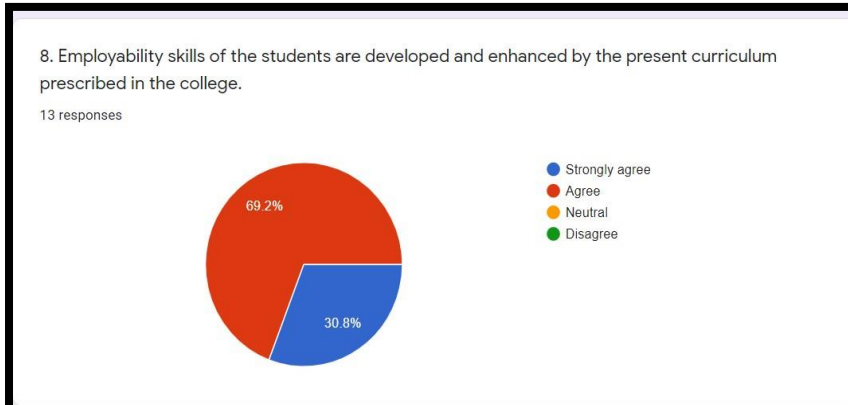
- (a) The programmes/courses taught in the college promote the inculcation of moral values and ethics in your ward.
- (b) The college sends your ward to field trips/excursions/educational tours

**Suggestions:** Out of all the **suggestions** given by parents, the following may be implemented:

- (e) Wi-Fi in college.
- (f) PTM should be held more often

# FEEDBACK: EMPLOYER

**Employability skills of the students are developed and enhanced by the present curriculum prescribed in the college.**



- **69.2 % Strongly Agreed**
- **30.8 Agreed**

**There is a focus on important human resources skills for workplace success in the college curriculum.**



- **61.5 % Strongly Agreed**
- **38.5 Agreed**

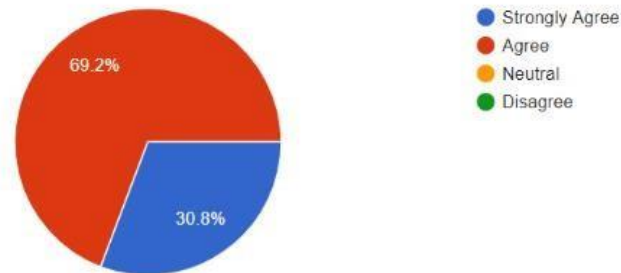
**Based on your analysis of the employee's performance, it can be estimated that innovative and constructive thinking among the learners is developed by the curriculum.**

*Principal*  
Principal  
G.M.N. College  
Ambala Cantt



10. Based on your analysis of the employee's performance, it can be estimated that innovative and constructive thinking among the learners is developed by the curriculum.

13 responses

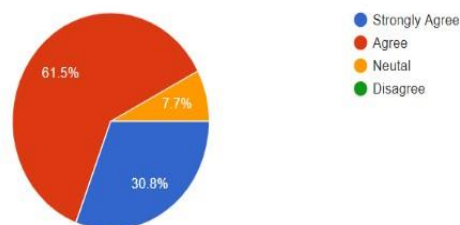


- 69.2 Strongly Agreed
- 30.8 Agreed

**Your employee's performance gives you the idea that experiential learning is promoted by the curriculum.**

11. Your employee's performance gives you the idea that experiential learning is promoted by the curriculum.

13 responses



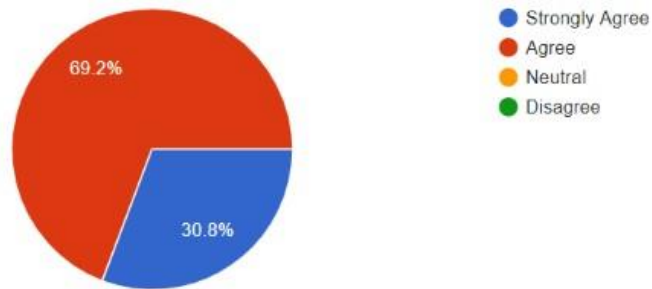
- 61.5 % Strongly Agreed
- 30.8 % Agreed
- 7.7 % were Neutral

**Technical and communication skills of the learners are augmented by the curriculum**

  
Principal  
G.M.N. College  
Ambala Cantt

12. Technical and communication skills of the learners are augmented by the curriculum

13 responses

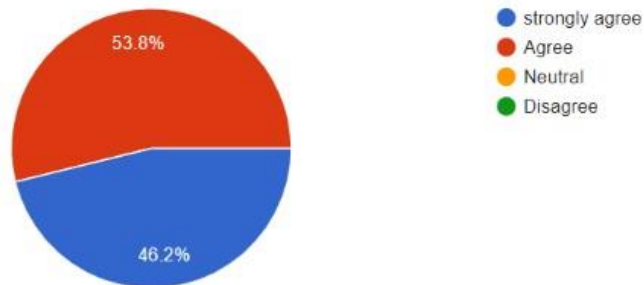


- 69.2 % Strongly Agreed
- 30.8 % Agreed

**Human values and professional ethics are inculcated in the learners by the curriculum**

13. Human values and professional ethics are inculcated in the learners by the curriculum

13 responses



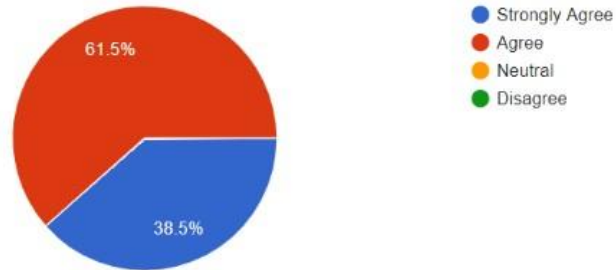
- 46.2 % Agreed

**You believe that entrepreneurial skills of the learners are built with the help of the prescribed curriculum.**

*Alk*  
Principal  
G.M.N. College  
Ambala Cantt

14. You believe that entrepreneurial skills of the learners are built with the help of the prescribed curriculum.

13 responses

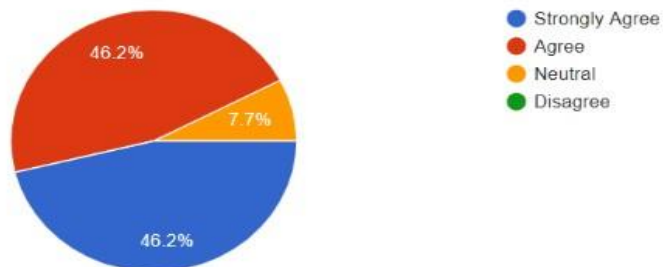


- 61.5 % Strongly Agreed
- 38.5 % Agreed

**Fundamentals as well as latest developments happening in the modern world are emphasized in the curriculum**

15. Fundamentals as well as latest developments happening in the modern world are emphasized in the curriculum

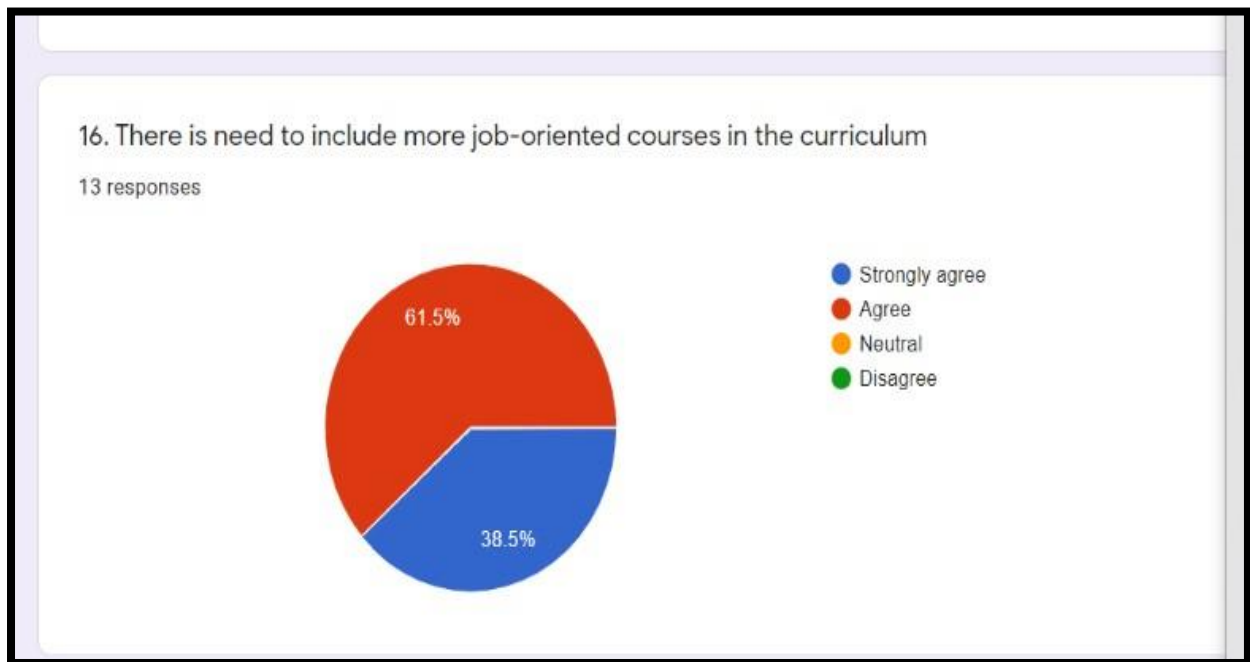
13 responses



- 46.2 percent Strongly Agreed
- 46.2 % Agreed
- 7.7 % responded as Neutral

**There is need to include more job-oriented courses in the curriculum**

*Principal*  
Principal  
G.M.N. College  
Ambala Cantt



- 61.5 percent responded as Strongly Agree
- 38.5 % as Agree

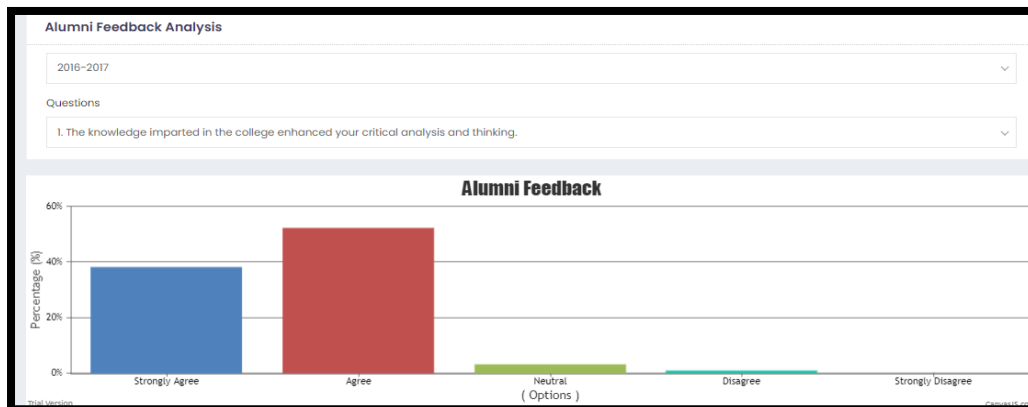
Two suggestions for improvement were also asked from employers, where they responded as under,



- 46.2 % suggested Improve communication skills of students
- 38.5 % suggested Need to inculcate more practical knowledge in students
- 30.8 % suggested Need to upgrade technical knowledge of students
- 46.2 % More industrial visits
- Need to introduce new courses related to industry demands

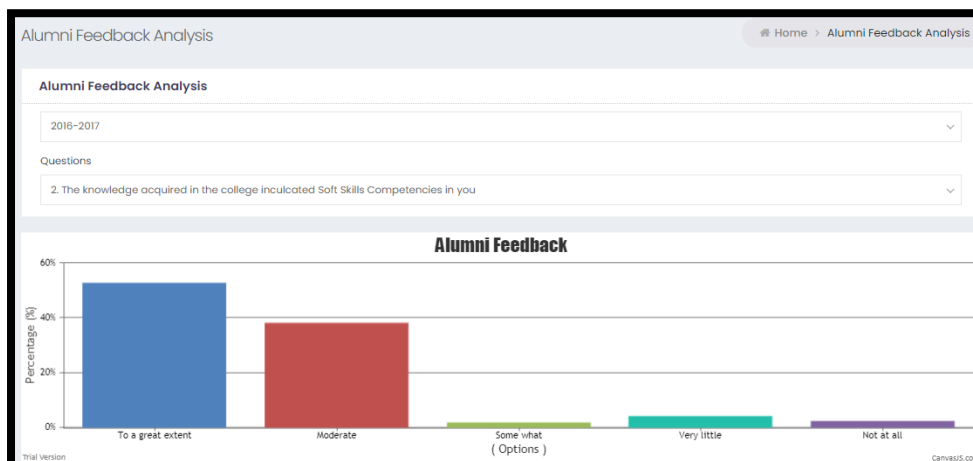
*Principal*  
Principal  
G.M.N. College  
Ambala Cantt

## FEEDBACK: ALUMNI



Alumni were asked if **“the knowledge imparted in the college enhanced your critical analysis and thinking”**, where the responses were as under,

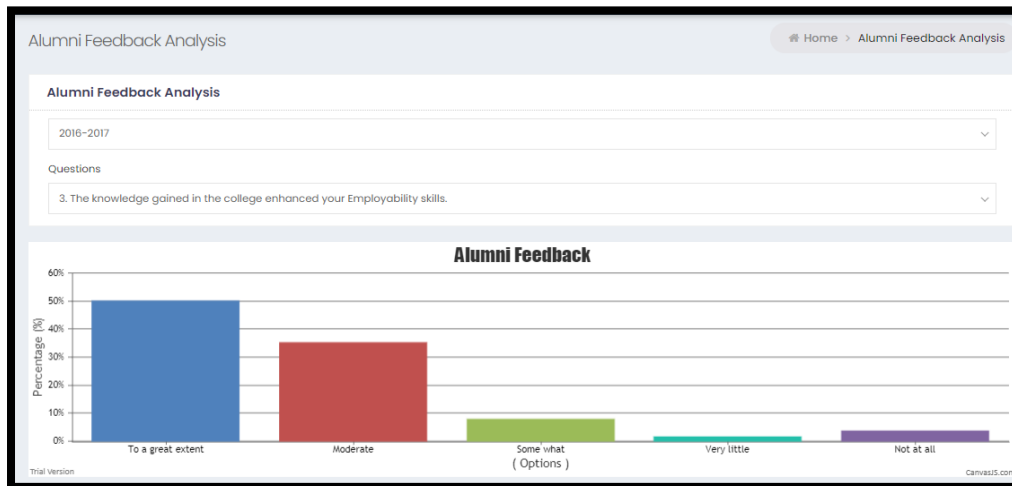
- Strongly agree response was given by 41.19 percent students
- Agree response was given by 50.4 percent students
- Neutral response was given by 6.48 percent students
- Disagree response was given by 1.93 percent students



Alumni of the college were asked if **“the knowledge acquired in the college inculcated soft skills competencies in you”**, the responses were as under,

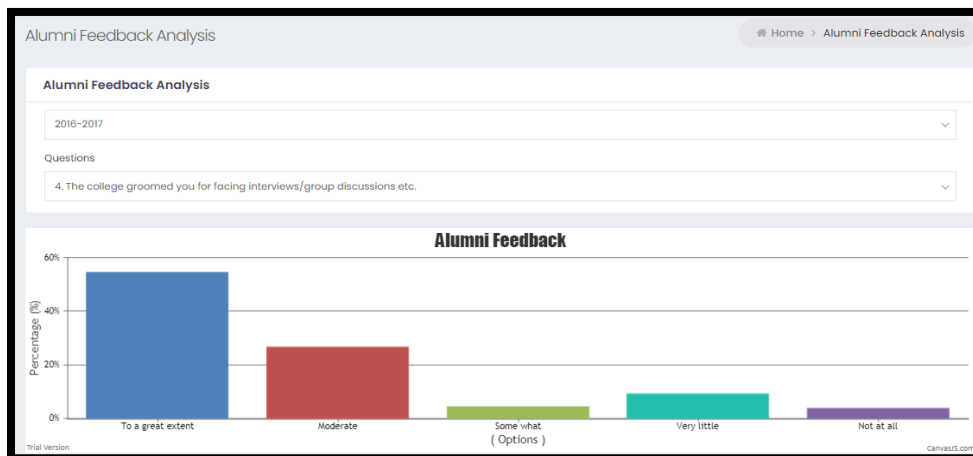
- 51.4 % of the students responded with a response of **“to a great extent”**
- 37.38% of the students responded with a response of **“moderate”**
- 1.87 % of the students responded with a response of **“somewhat”**
- 6.54 % of the students responded with a response of **“very little”**
- 2.8 % of the students responded with a response of **“not at all”**

  
Principal  
G.M.N. College  
Ambala Cantt



Upon the statement, **“the knowledge gained in the college enhanced your employability skills”**, students responded as under,

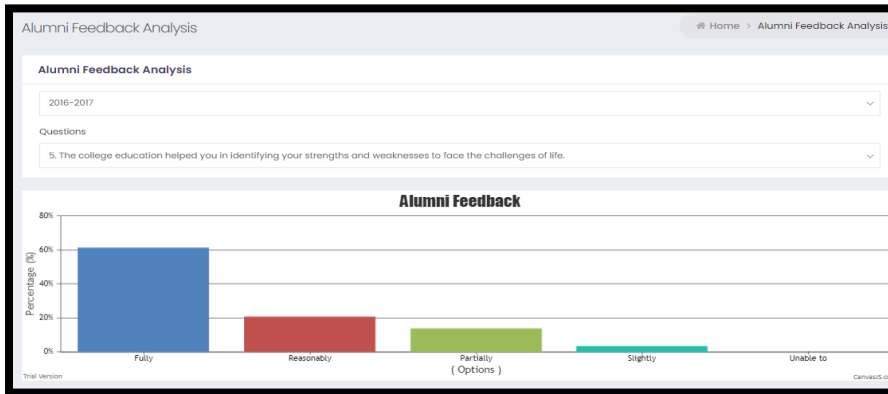
- 51.4 % of the students responded with a response of “to a great extent”
- 34.58% of the students responded with a response of “moderate”
- 7.48 % of the students responded with a response of “somewhat”
- 2.8 % of the students responded with a response of “very little”
- 3.74 % of the students responded with a response of “not at all”



Alumni response on **“the college groomed you for facing interviews/group discussions etc.”** were reported as under,

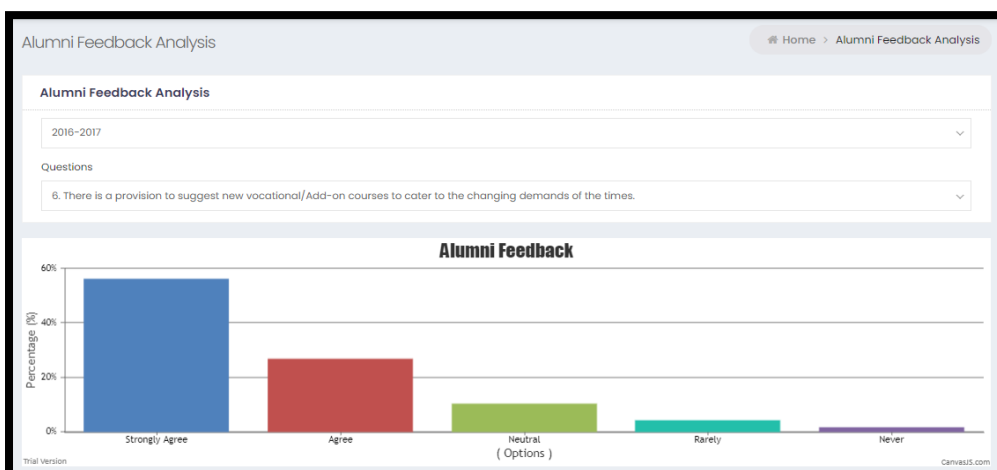
- 53.27 % of the students responded with a response of “to a great extent”
- 27.1 % of the students responded with a response of “moderate”
- 5.61 % of the students responded with a response of “somewhat”
- 10.28 % of the students responded with a response of “very little”
- 3.74 % of the students responded with a response of “not at all”

*Principal*  
Principal  
G.M.N. College  
Ambala Cantt



Students were further enquired if **“the curriculum helps you in identifying your strengths and weaknesses so as to face the challenges of life”**, the responses were as under,

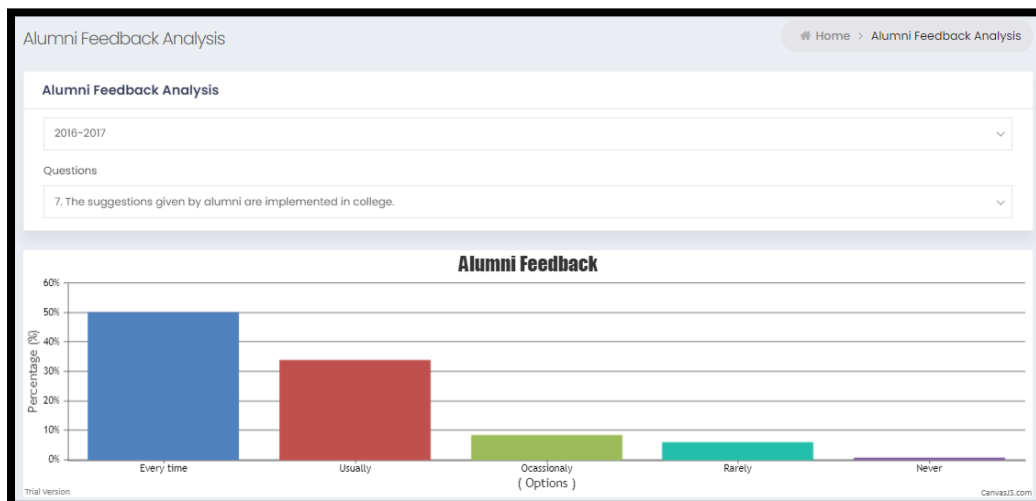
- Fully response was given by 60.75 percent of students.
- Reasonably response was given by 23.36 percent of students.
- Partially response was given by 12.15 percent of students.
- Slightly response was given by 3.74 percent of students.



Upon asking that **“there is a provision to suggest new provisional/Add-on Courses to cater to the changing demands of the times”**, Alumni responded in the following manner,

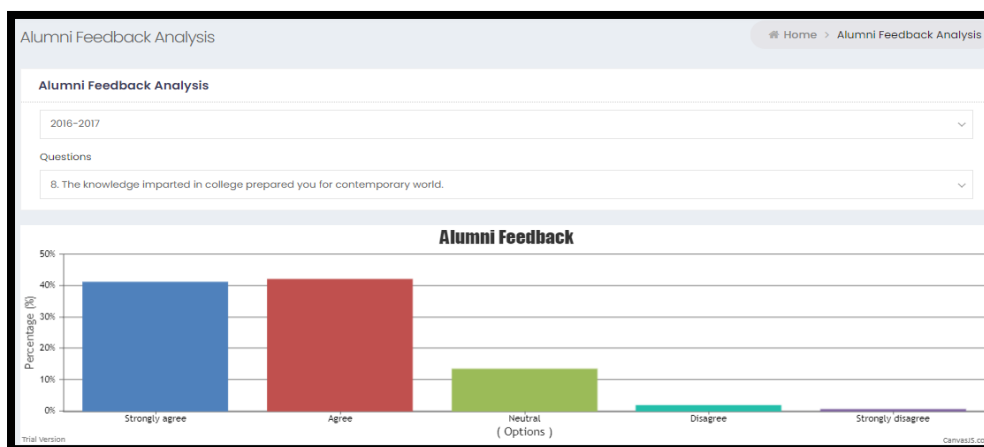
- Strongly agree response was given by 54.21 percent students
- Agree response was given by 29.91 percent students
- Neutral response was given by 9.35 percent students
- Rarely response was given by 3.74 percent students
- Never response was given by 2.8 percent student

*Principal*  
Principal  
G.M.N. College  
Ambala Cantt



Alumni were further asked if **“the suggestions given by the alumni are important in college”**, where responses were as under,

- Every time response was given by 48.6 percent of students.
- Usually response was given by 35.51 percent of students.
- Occasionally response was given by 9.35 percent of students.
- Rarely response was given by 5.61 percent of students.
- Never response was given by 0.93 percent of students.

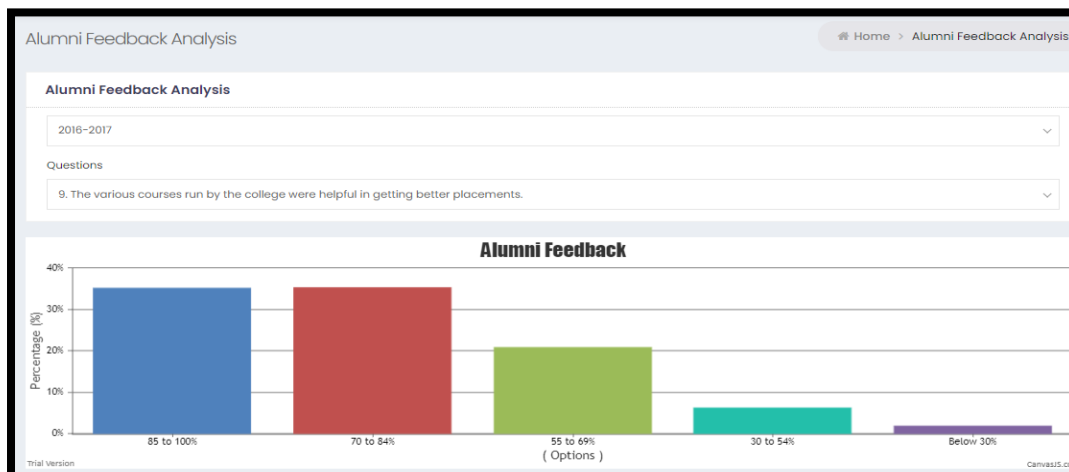


Upon the question, **“the knowledge imparted in the college prepared you for contemporary world”**, the responses of Alumni were as under,

- Strongly agree response was given by 39.25 percent of students.
- Agree response was given by 42.06 percent of students.
- Neutral response was given by 15.89 percent of students.
- Disagree response was given by 1.87 percent of students.
- Strongly disagree response was not given by 0.93 number of students.

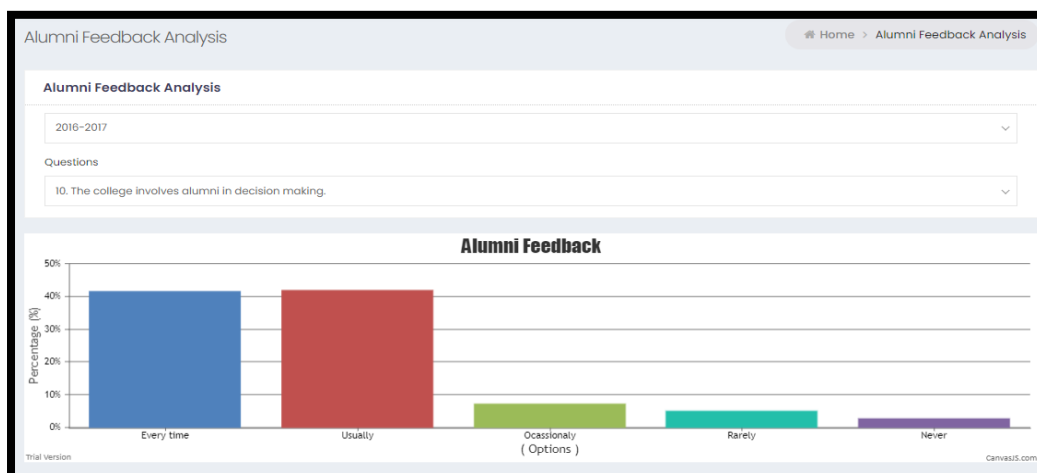
*Principal*  
Principal  
G.M.N. College  
Ambala Cantt





For the statement “**the various courses run by the college were helpful in getting better placements**”, Alumni responded in the following ways,

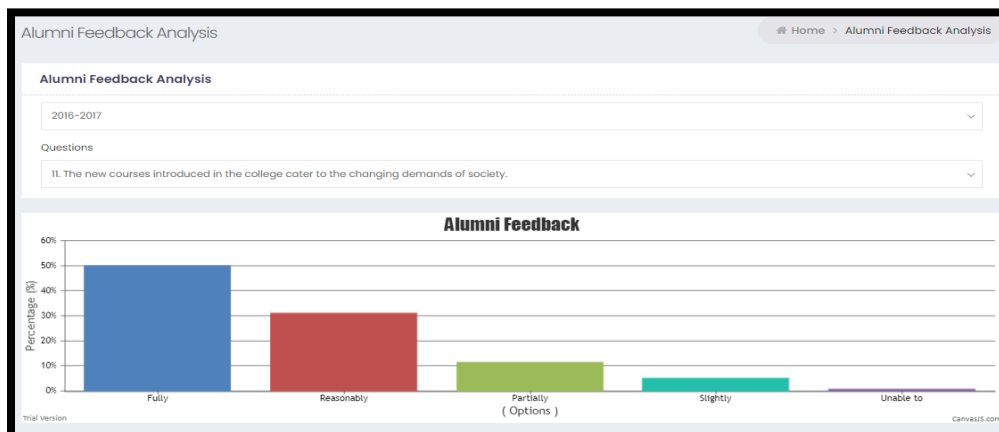
- 33.64 % responded as 85-100%
- 36.45 % responded as 70-84%
- 22.43 % responded as 55-69%
- 5.61 % responded as 30-54 %
- 1.87 % responded as below 30 %



Alumni were further asked if “**the college involves alumni in decision making**”, the responses were as under,

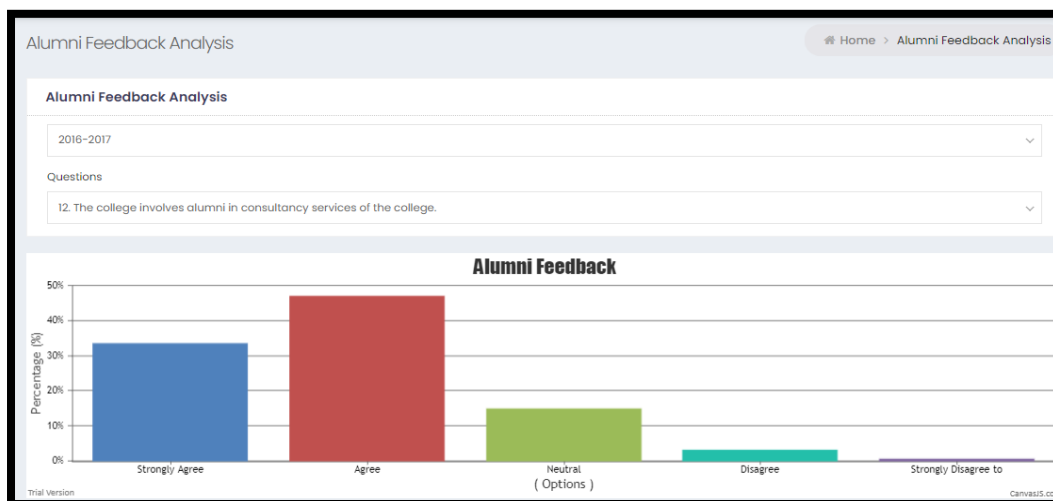
- Every time response was given by 39.25 percent of alumni students.
- Usually response was given by 46.73 percent of alumni students.
- Occasionally response was given by 6.54 percent of alumni students.
- Rarely response was given by 4.67 percent of alumni students.
- Never response was given by 2.8 percent of alumni students.

*Principal*  
Principal  
G.M.N. College  
Ambala Cantt



Upon the question “**the new courses introduced in the college cater to the changing demands of society**”, the responses were as under,

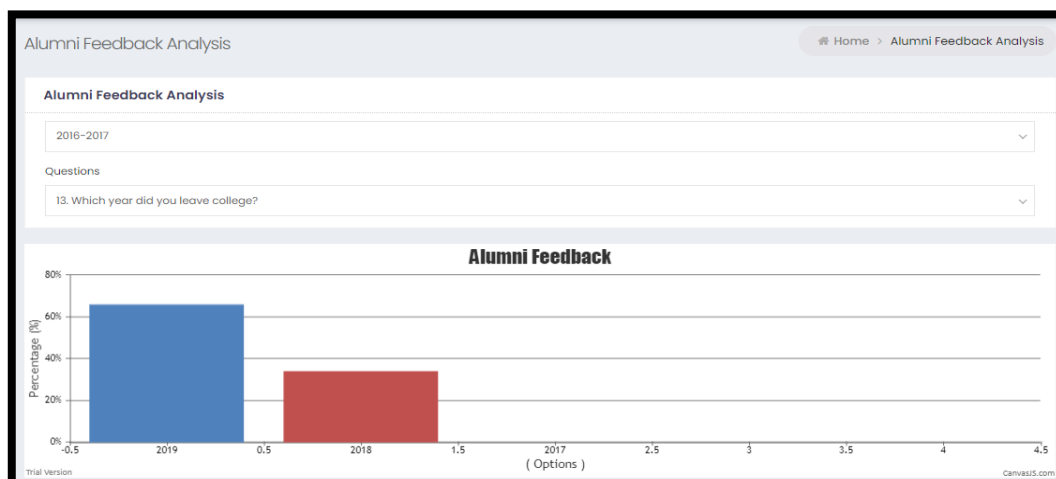
- Fully response was given by 51.4 percent of alumni students.
- Reasonably response was given by 32.71 percent of alumni students.
- Partially response was given by 10.28 percent of alumni students.
- Slightly response was given by 4.67 percent of alumni students.
- Unable to response was given by 0.93 percent of alumni students.



Alumni were asked if “**the college involves alumni in consultancy services of the college**”, the responses were as under,

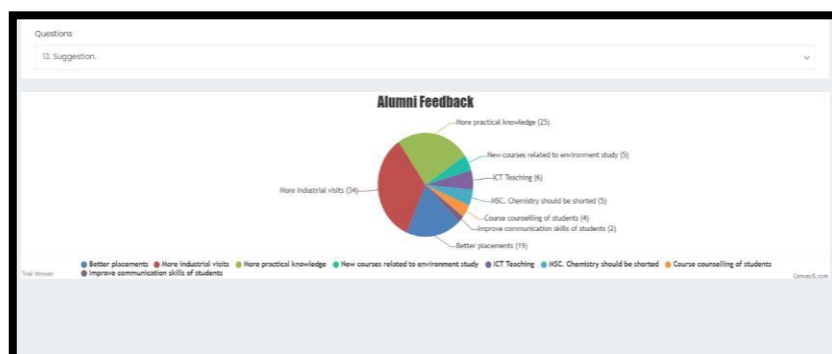
- Strongly agree response was given by 32.71 percent of students.
- Agree response was given by 48.6 percent of students.
- Neutral response was given by 14.95 percent of students.
- Disagree response was given by 2.8 percent of students.
- Strongly disagree response was not given by 0.93 number of students.

*Alk*  
Principal  
G.M.N. College  
Ambala Cantt



Upon asking **which year did you leave the college**, students responded as under,

- 64.95% left the college in 2016
- 35.05 % left the college in 2015



Feedback of Alumni included more practical knowledge (25%), more industrial visits (34%), better placements (19%), improvement of communication skills of students (2%), course counseling of students (4%), ICT teaching (6%) and new courses related to environment study (5%).

**Overall analysis of responses from alumni indicate that,**

**Strengths:** Most of the alumni agreed that:

- The new courses introduced by the college cater to the changing demands of the society.
- The knowledge imparted in the college enhanced their critical analysis and thinking.

**Weaknesses:** Many alumni disagreed with the following:

- The courses run by the college help in better placements.
- The college involves alumni in consultancy services of the college

**Suggestions:** Out of all the suggestions given by alumni, the following may be implemented:

- Better placement
- More practical knowledge

Principal  
G.M.N. College  
Ambala Cantt

The feedback results from the stakeholders enable the institution to fill in the lacunae, if any. With its help, the College continues to review, develop and implement policies and practices in key areas, such as curriculum governance, supervision and monitoring towards the creation of an academic culture and to employ effective and meaningful learning and teaching practices.

  
Principal  
G.M.N. College  
Ambala Cantt