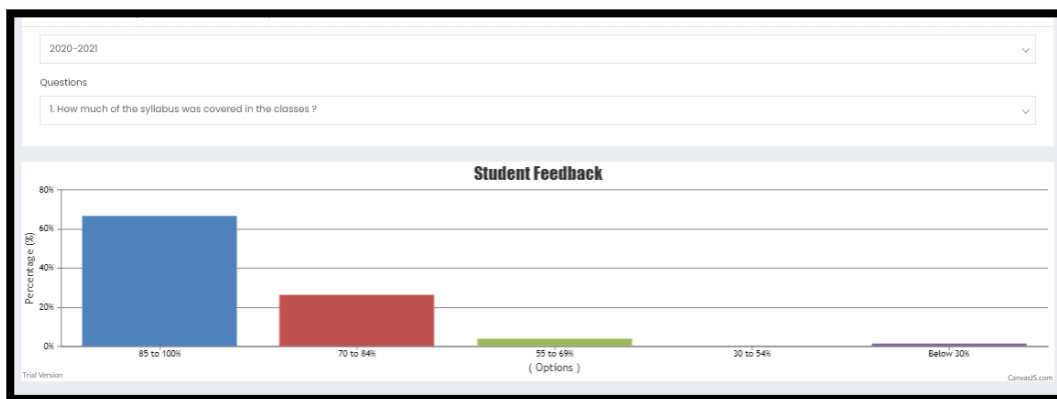


## FEEDBACK ANALYSIS

2020-21

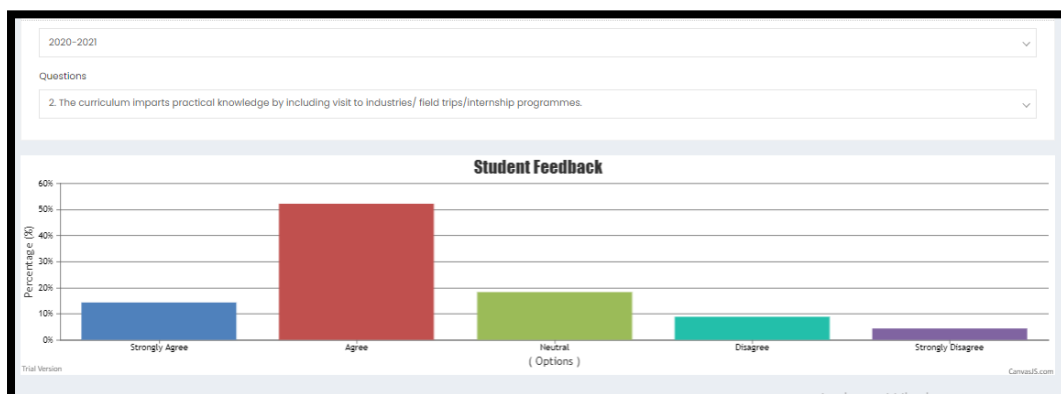
For any institution, Feedback is a valuable tool that makes an important influence on decisions towards improvement. Effective feedback has paybacks for all the stakeholders as well as for the organization. A formal feedback mechanism is employed in our institution for continuous improvement. Feedback covers various aspects of academic as well as administrative processes in the college. It is collected on a regular basis from all stakeholders like students, parents, alumni, employers, and teachers. Questions covering multiple aspects are presented to stakeholders for their valuable inputs. Questions vary depending on the category of stakeholders to ensure that all facets are covered properly and in an exhaustive manner. Responses are elicited and analyzed in great detail and precision to prepare action plan for the overall enrichment of the organization. Efforts are made to improve academic outcomes. A good number of responses are selected in each category of Stakeholders.

### FEEDBACK: STUDENT



Upon asking “**how much syllabus was covered in the classes**”, students’ responded as under,

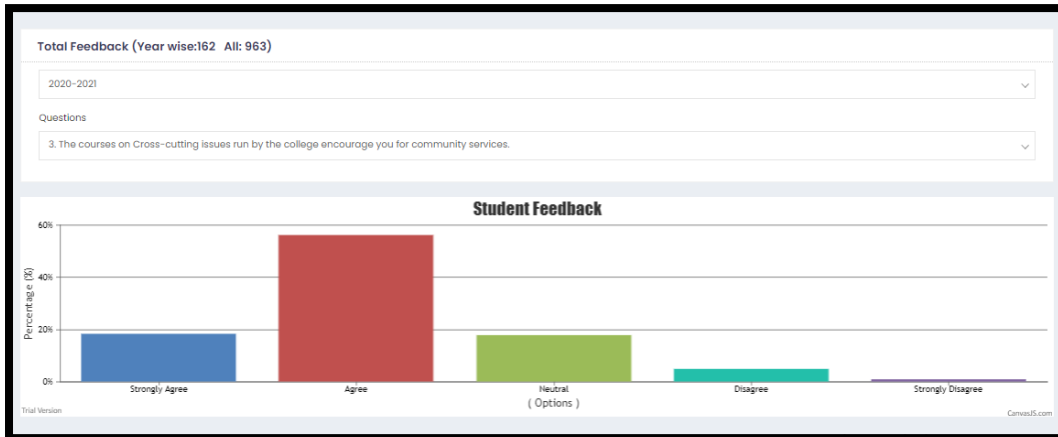
- 68.26 % students reported that 85-100 percent syllabus was completed
- 24.78 % students reported that 70-80 percent syllabus was completed
- 3.91% students reported that 55-69 percent syllabus was completed
- 1.3% students reported that below 30 percent syllabus was completed



*Principal*  
Principal  
G.M.N. College  
Ambala Cantt

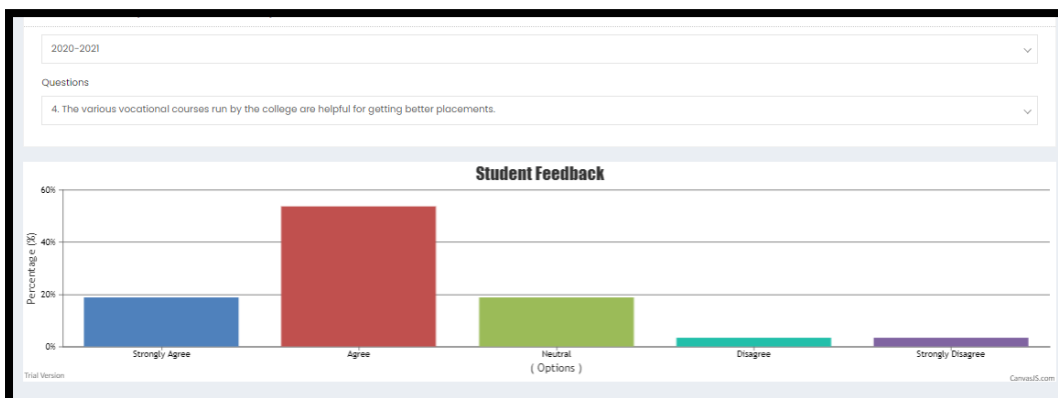
Students were also asked if **“The curriculum imparts practical knowledge by including visits to the industries/field trips/internship programs,”** where students replied with the following:

- Strongly agree response was given by 16.9 percent
- Agree response was given by 51.3 percent
- Neutral response was given by 18.7 percent
- Disagree response was given by 8.26 percent
- Strongly disagree response was given by 4.35 percent



Upon the statement that **“the courses on crosscutting issues run by the college encourage you for community service,”** the responses were as under:

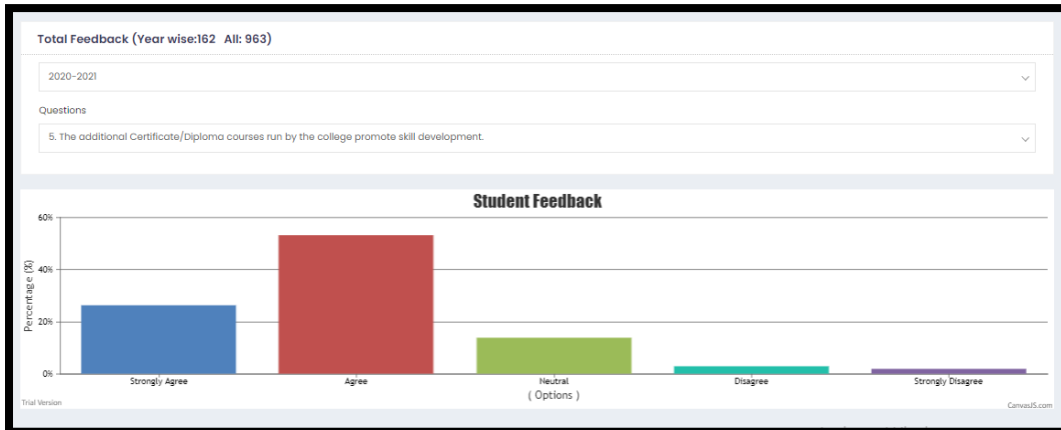
- Strongly agree response was given by 20.43 percent
- Agree response was given by 56.52 percent
- Neutral response was given by 16.09 percent
- Disagree response was given by 4.78 percent
- Strongly disagree response was given by 0.87 percent



*Principal*  
Principal  
G.M.N. College  
Ambala Cantt

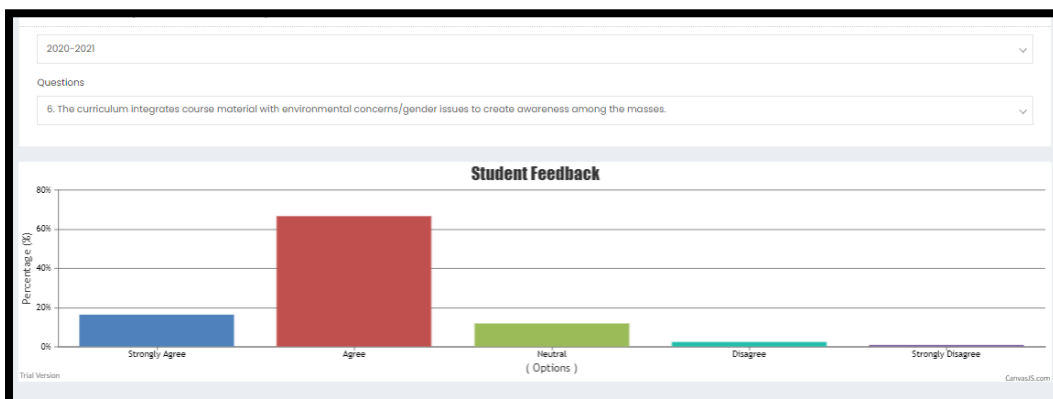
Students responded in the following ways for the statement “**the various vocational courses run by the college are helpful for getting better placements**”,

- Strongly agree response was given by 20 percent
- Agree response was given by 53.91 percent
- Neutral response was given by 18.7 percent
- Disagree response was given by 3.04 percent
- Strongly disagree response was given by 3.04 percent



Upon asking that “**the additional certificate/diploma courses run by the college promotes skill development**”, students responded in the following manner,

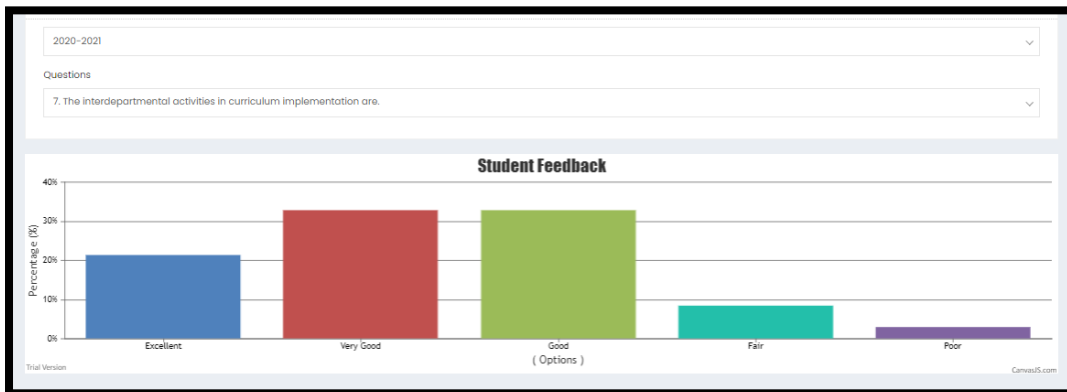
- Strongly agree response was given by 27.39 percent students
- Agree response was given by 53.04 percent students
- Neutral response was given by 13.91 percent students
- Disagree response was given by 2.61 percent students
- Strongly disagree response was given by 1.74 percent



*Alka*  
Principal  
G.M.N. College  
Ambala Cantt

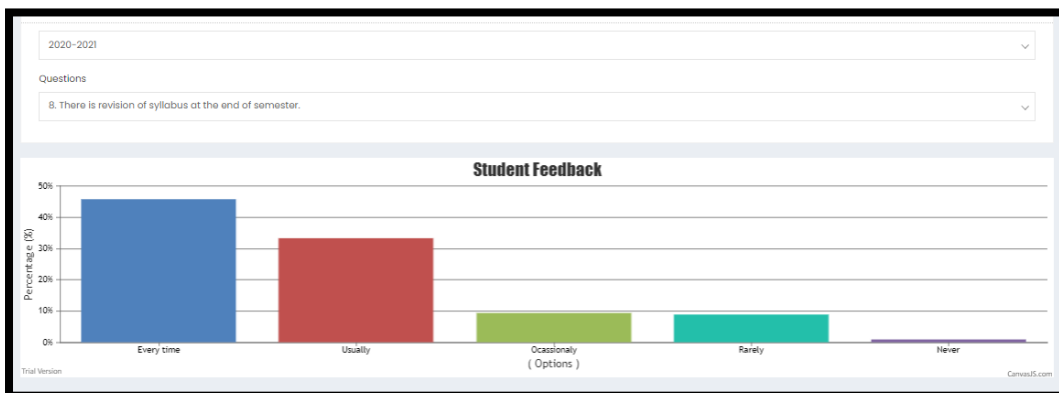
Upon asking that “**curriculum integrates course material with environmental concerns/gender issues to create awareness among the masses**”, the responses were as under:

- Strongly agree response was given by 18.7 percent students
- Agree response was given by 65.65 percent students
- Neutral response was given by 11.3 percent students
- Disagree response was given by 2.17 percent students
- Strongly disagree response was given .87 by percent



Students were asked about “**the interdepartmental activities in curriculum implementation**”, the responses obtained were as follows,

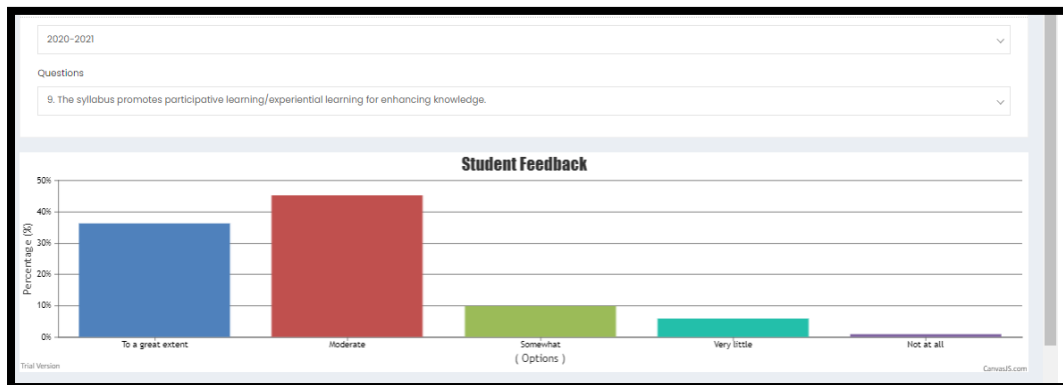
- Excellent response was given by 22.61 percent of students.
- Very good response was given by 33.48 percent of students.
- Good response was given by 32.17 percent of students.
- Fair response was given by 7.83 percent of students.
- Poor response was given by 2.61 percent of students.



*Principal*  
Principal  
G.M.N. College  
Ambala Cantt

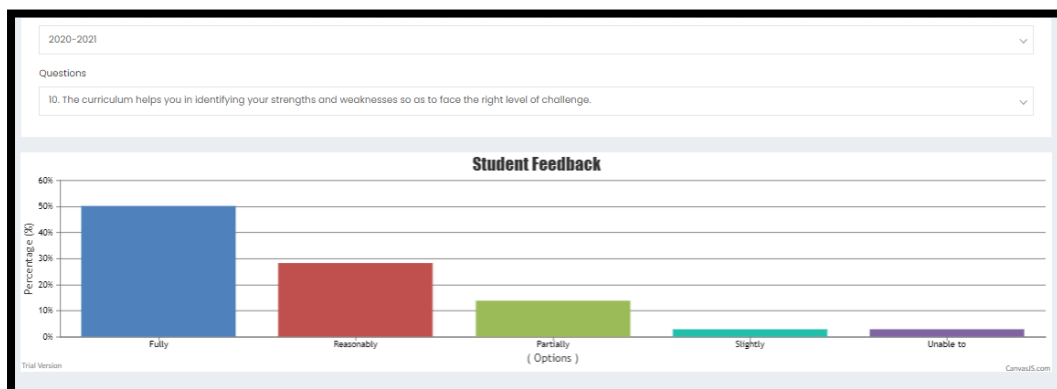
Upon asking “if there is any revision of syllabus at the end of semester”, the responses were as follows,

- Every time response was given by 48.26 percent of students.
- Usually response was given by 32.61 percent of students.
- Occasionally response was given by 9.13 percent of students.
- Rarely response was given by 7.83 percent of students.
- Never response was given by .87 percent of students.



Students were asked if “the syllabus promotes participative learning/experiential learning for enhancing knowledge”, where the responses were as under,

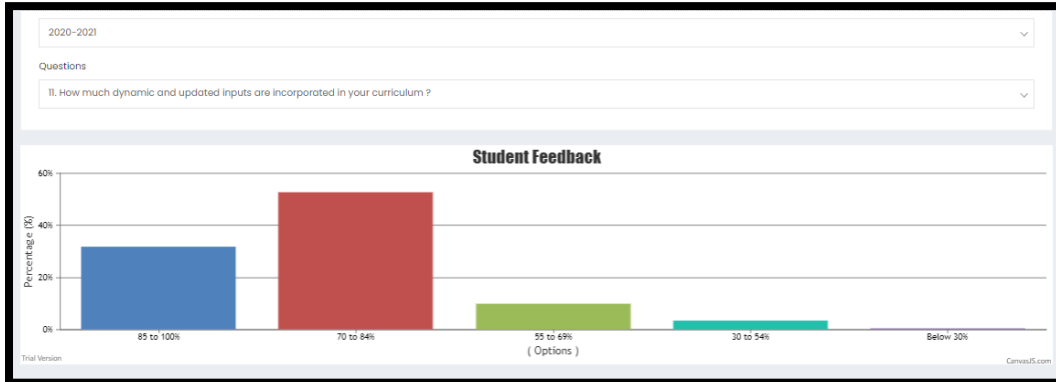
- 37.39 % of the students responded with a response of “to a great extent”
- 45.65 % of the students responded with a response of “moderate”
- 8.7 % of the students responded with a response of “somewhat”
- 6.09 % of the students responded with a response of “very little”
- .87 % of the students responded with a response of “not at all”



*Principal*  
Principal  
G.M.N. College  
Ambala Cantt

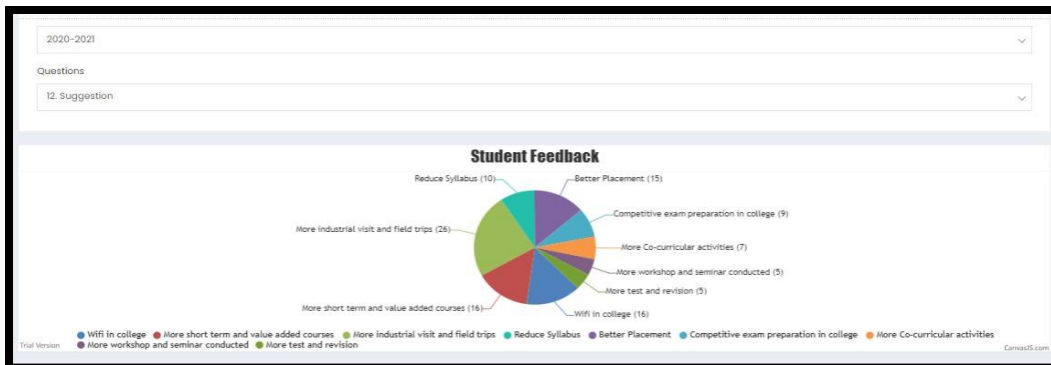
Students were further enquired if “**the curriculum helps you in identifying your strengths and weaknesses so as to face the right level of challenge**”, the responses were as under,

- Fully response was given by 52.17 percent of students.
- Reasonably response was given by 27.83 percent of students.
- Partially response was given by 13.04 percent of students.
- Slightly response was given by 3.04 percent of students
- Unable to response was given by 2.61 percent of students.



Students were enquired of “**how much dynamic and updated inputs are incorporated in your curriculum**”, where responses were as under,

- 33.04 % students responded that 85-100% dynamic and updated inputs are incorporated
- 52.61 % students responded that 70-84% dynamic and updated inputs are incorporated
- 9.57 % students responded that 55-69% dynamic and updated inputs are incorporated
- 3.04 % students responded that 30-54% dynamic and updated inputs are incorporated
- .43 % students responded that Below 30% dynamic and updated inputs are incorporated



*Principal*  
Principal  
G.M.N. College  
Ambala Cantt

Students shared their valuable feedback where conduction of more workshops and seminar (5%), more co-curricular activities (7%), and more short term and value added courses (17%) were suggested. 26% students also desired that there should be more industrial visits and field trips. The suggestion of preparation for competitive exams in the college (8%), better placements (16%), reduce syllabus (10%) and more tests and revisions (5%) was also suggested through feedback.

Overall Feedback Forms Analysis for students indicate that,

**Strengths:** Most of the students agreed that:

- (a) Majority of the syllabus is covered in classes.
- (b) The curriculum imparts practical knowledge by including visits to industries/field trips/internship programs.
- (c) The curriculum helps in identifying strengths and weaknesses.

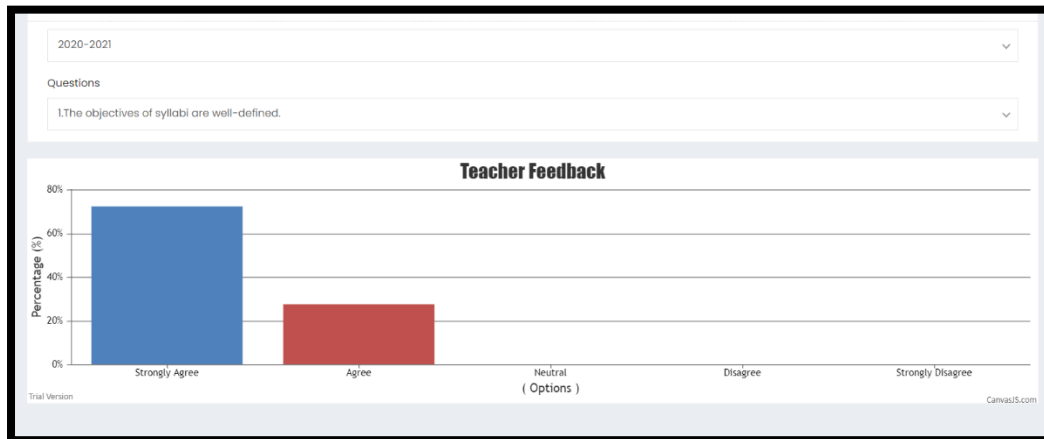
**Weaknesses:** Many students disagreed with the following:

- (a) The courses on cross cutting issues encourage students for community work.
- (b) The various vocational courses run by the college are helpful for getting better placements.
- (c) Industrial visits should be encouraged.

Out of all the **suggestions** given by students, the following may be implemented:

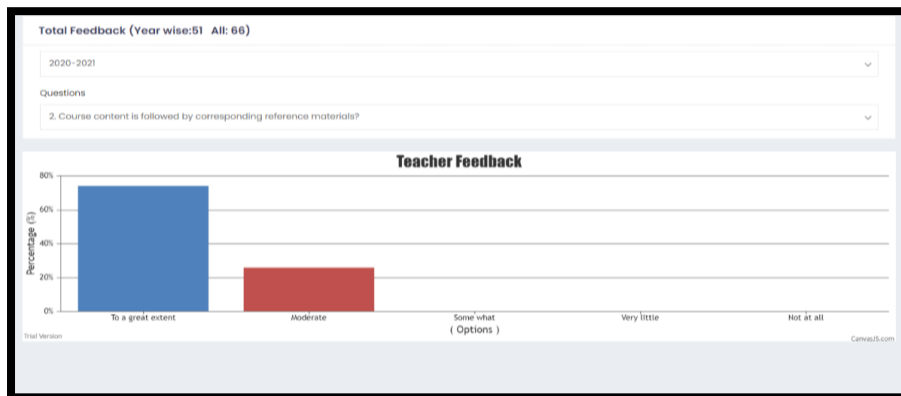
- (a) More value-added courses
- (b) Better Placement
- (d) More industrial visits

## FEEDBACK: Teacher



Teachers were asked if **“the objective of syllabi are well defined”**, the responses were as under,

- Strongly agree response was given by 72.41 % of teachers
- Agree response was given by 27.59 % of teachers

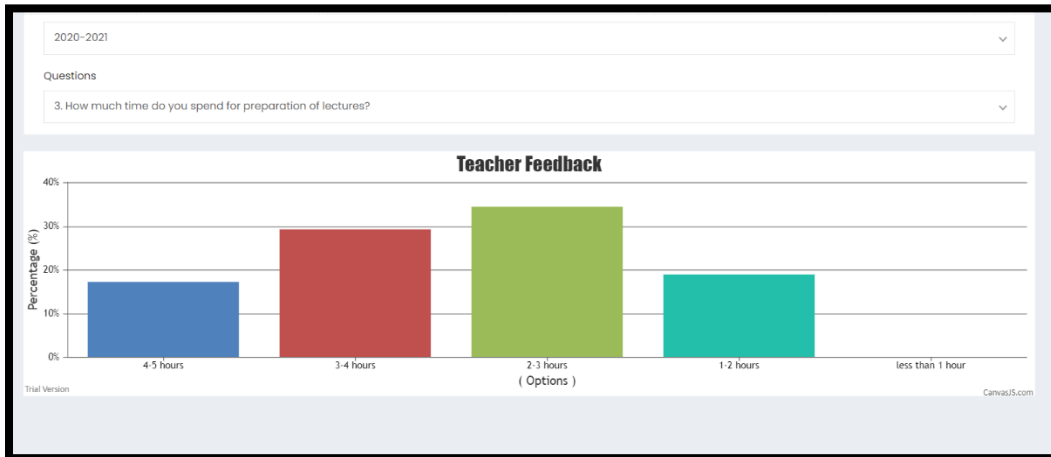


Teachers were further asked if **“the course content is followed by corresponding reference material”**

- To a great extent was reported by 74.14 % of teachers
- Moderate was reported by 25.86 % of teachers

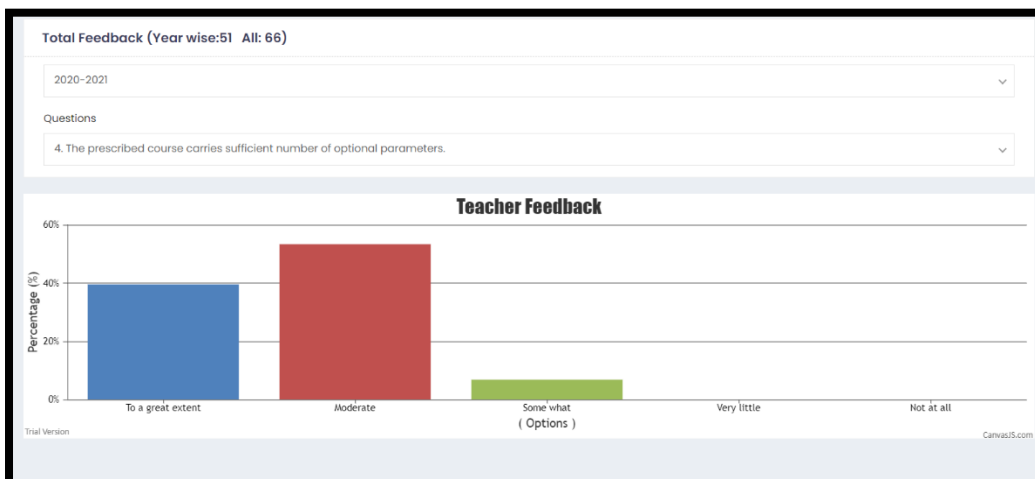
*Ala*  
Principal  
G.M.N. College  
Ambala Cantt





Upon the statement, “**How much time do you spend for preparation of lectures**”, teachers responded as under

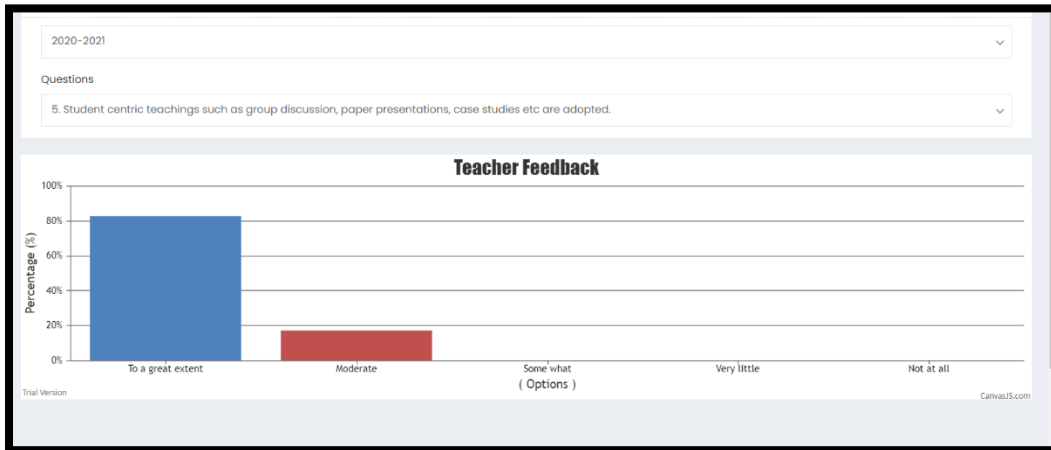
- 17.24 % responded that they spend 4-5 hours
- 29.31 % responded that they spend 3-4 hours
- 34.48 % responded that they spend 2-3 hours
- 18.97 % responded that they spend 1-2 hours



Teachers were asked if “**the prescribed course carries sufficient number of optional parameters**”, the responses were as under,

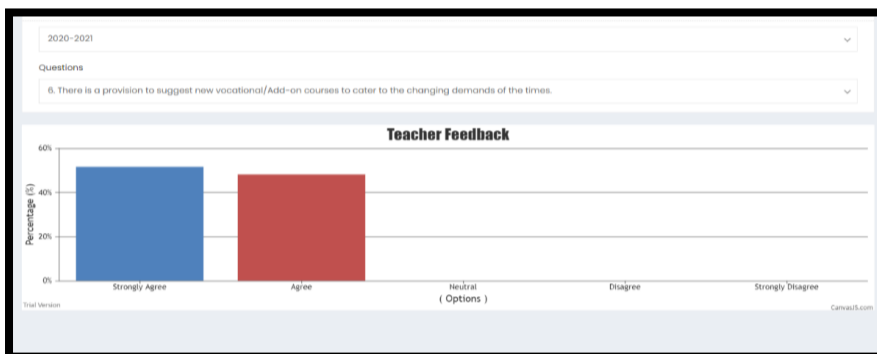
- 39.66 % of the teachers responded with the option “to a great extent”
- 53.45 % of the teachers responded with the option “Moderate”
- 6.90 % of the teachers responded with the option “Somewhat”

*Ala*  
Principal  
G.M.N. College  
Ambala Cantt



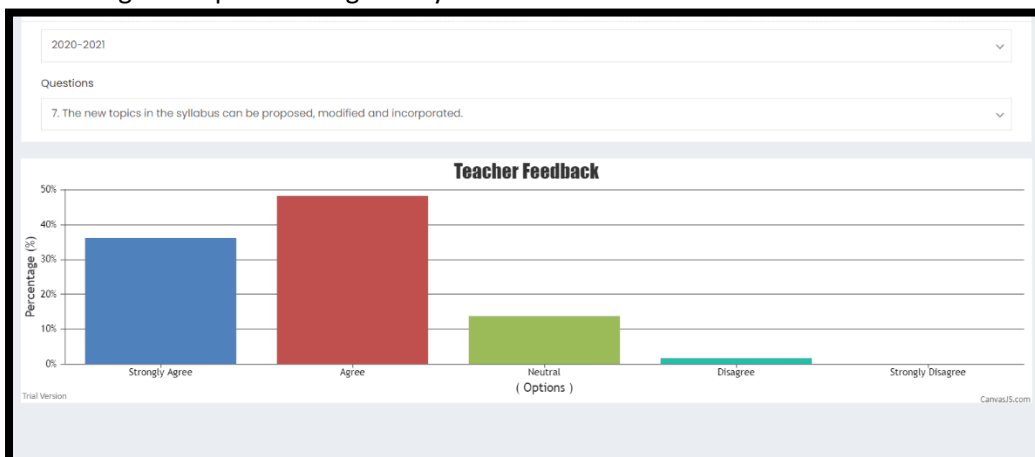
Teachers were enquired if “**student centric teachings such as group discussion, paper presentations, case studies, etc. are adopted**”, the responses were as under,

- 82.76 % of the teachers responded with the option “to a great extent”
- 17.24 % of the teachers responded with the option “Moderate”



Teachers were asked if “**there is a provision to suggest new vocational/Add-on courses to cater to the changing demands of the times**”, the responses were as under,

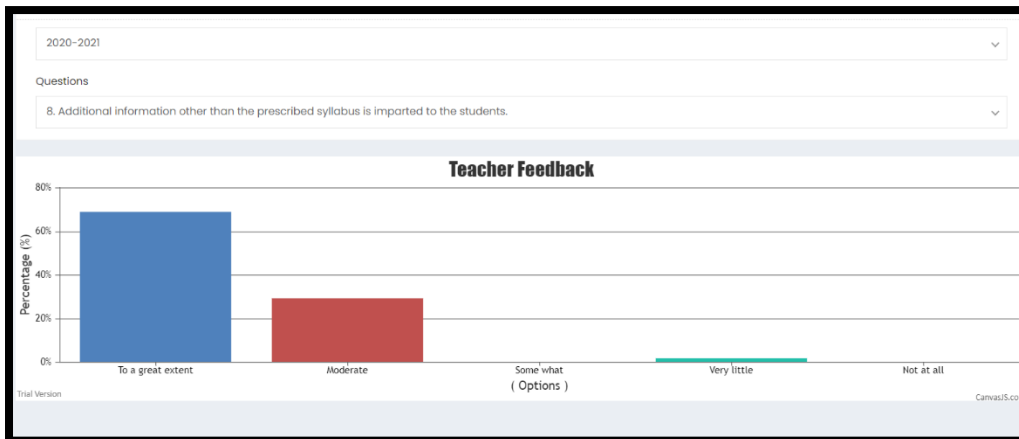
- Strongly agree response was given by 51.72 % of teachers
- Agree response was given by 48.28 % of teachers



*Principal*  
Principal  
G.M.N. College  
Ambala Cantt

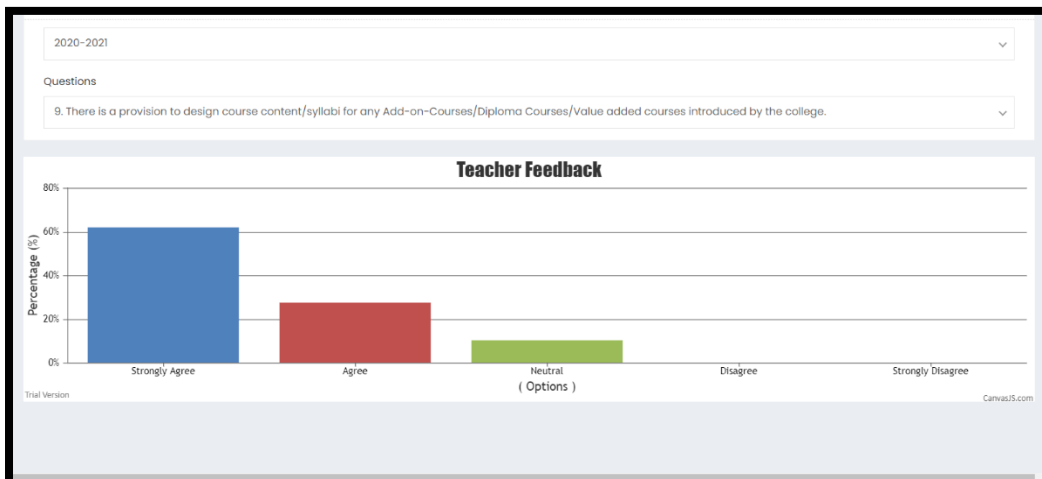
Teachers were asked if “**the new topics in the syllabus can be proposed, modified and incorporated**”, where the responses were as under,

- Strongly agree response was given by 36.21 % of teachers
- Agree response was given by 48.28 % of teachers
- Neutral response was given by 13.79 % of teachers
- Disagree response was given by 1.72% number of teachers



Teachers were asked if “**additional information other than the prescribed syllabus is imparted to the students**”, the responses were as under,

- 68.97 % of the teachers responded with the option “to a great extent”
- 29.31 % of the teachers responded with the option “Moderate”
- 1.72 % of the teachers responded with the option “Very little”

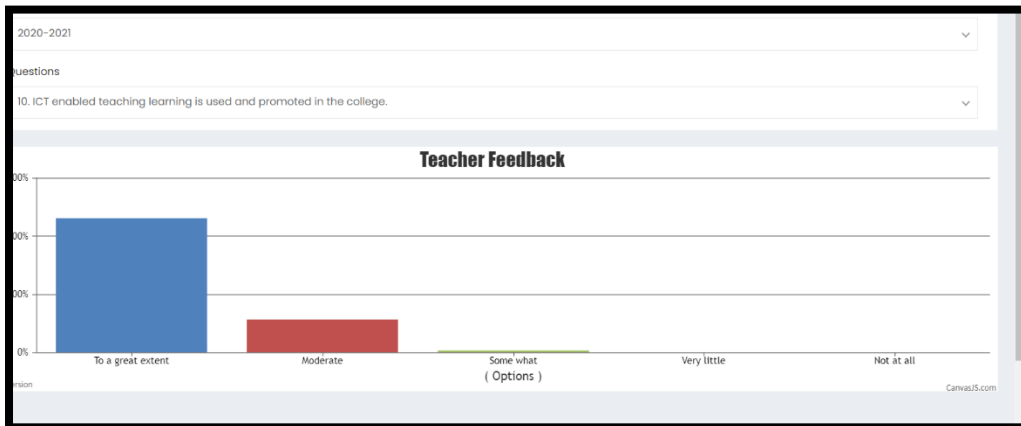


*Principal*  
Principal  
G.M.N. College  
Ambala Cantt

Teachers were asked if “**there is a provision to design course content/syllabi for any add-on courses/diploma courses/value added courses introduced by the colleges**”, where the responses were as under,

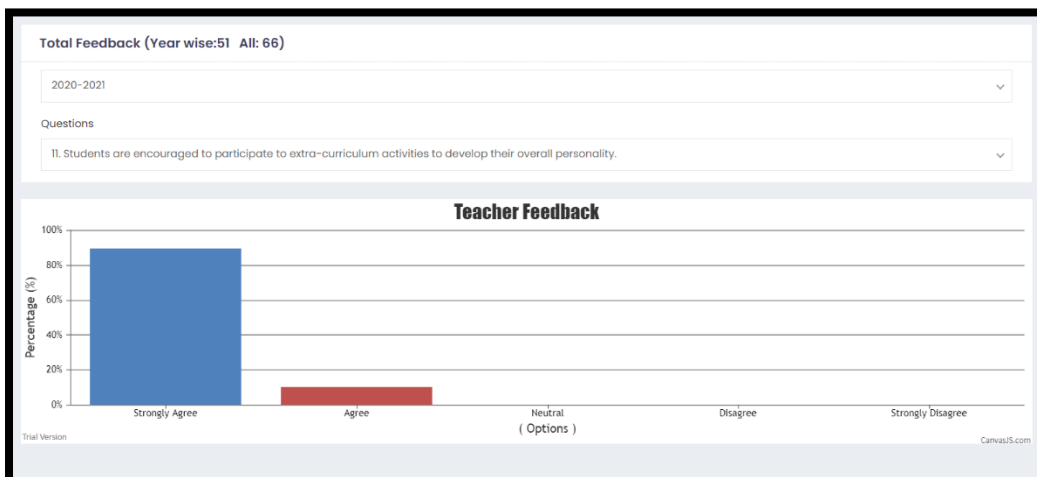
- Strongly agree response was given by 62.07 % of teachers

- Agree response was given by 27.59 % of teachers
- Neutral response was given by 10.34 % of teachers



Teachers were asked if **“ICT enabled teaching learning is used and promoted in the college”**, the responses were as under,

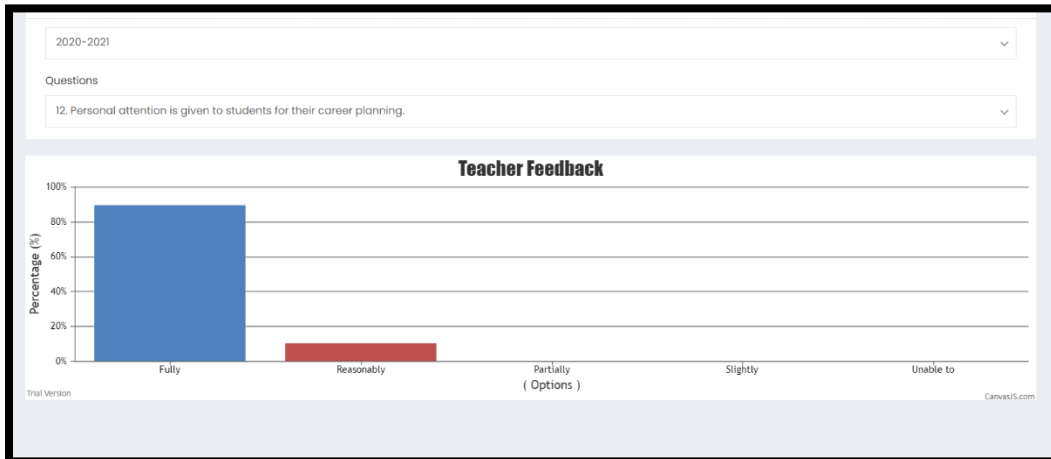
- 78 % of the teachers responded with the option “strongly agree”
- 22 % of the teachers responded with the option “agree”



Teachers were asked if **“Students are encouraged to participate to extra curriculum activities to develop their overall personality”**, where the responses were as under,

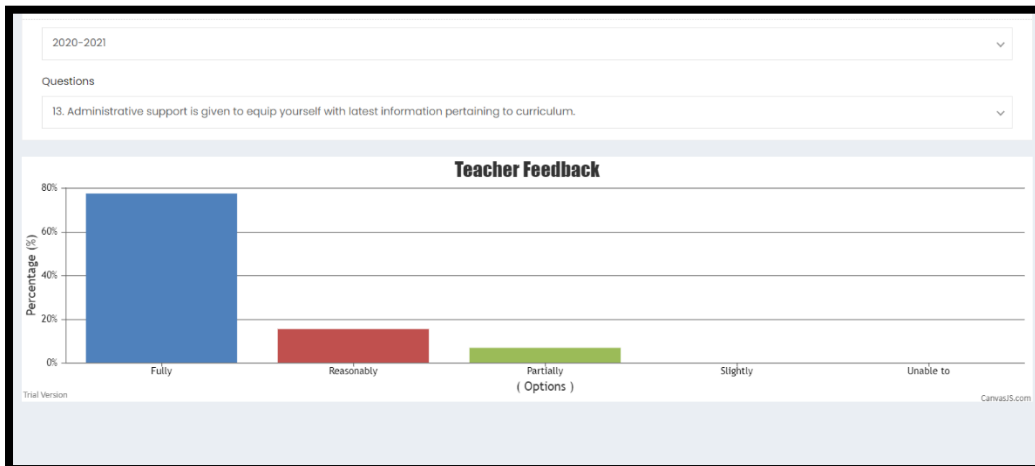
- Strongly agree response was given by 89.66 % of teachers
- Agree response was given by 10.34 % of teachers

*Principal*  
Principal  
G.M.N. College  
Ambala Cantt



Teachers were asked if **“personal attention is given to students for their career planning”**, where the responses were as under,

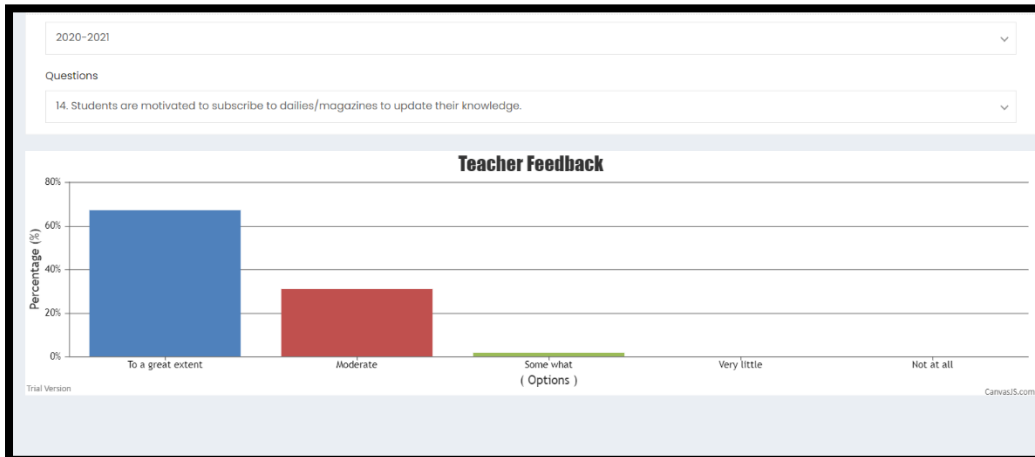
- 89.66 % teachers responded as Fully
- 10.34 % teachers responded as Reasonably



Teachers were further asked if **“administrative support is given to equip yourself with latest information pertaining to curriculum”**, where the responses were as under,

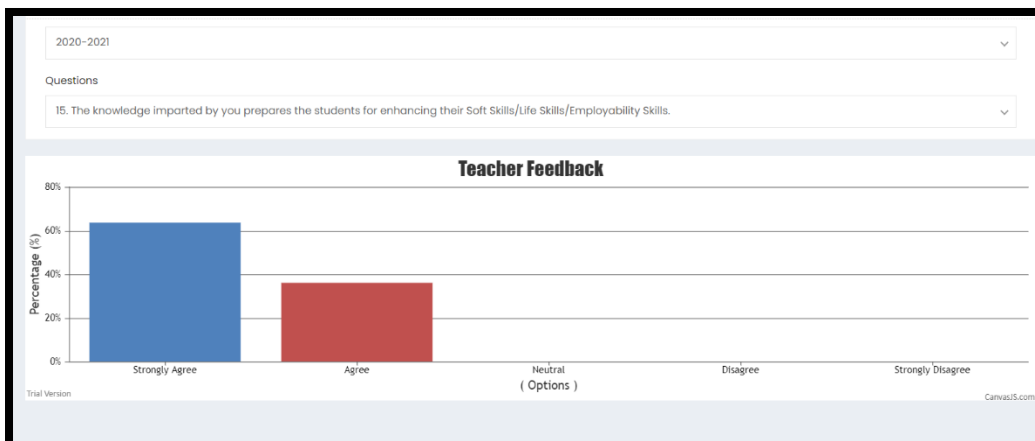
- 77.58 % of teachers responded as Fully
- 15.52 % of teachers responded as Reasonably
- 6.90 % of teachers responded as Partially

*Alka*  
Principal  
G.M.N. College  
Ambala Cantt



Teachers were asked if **“students are motivated to subscribe to dailies/magazines to update their knowledge”**, the responses were as under,

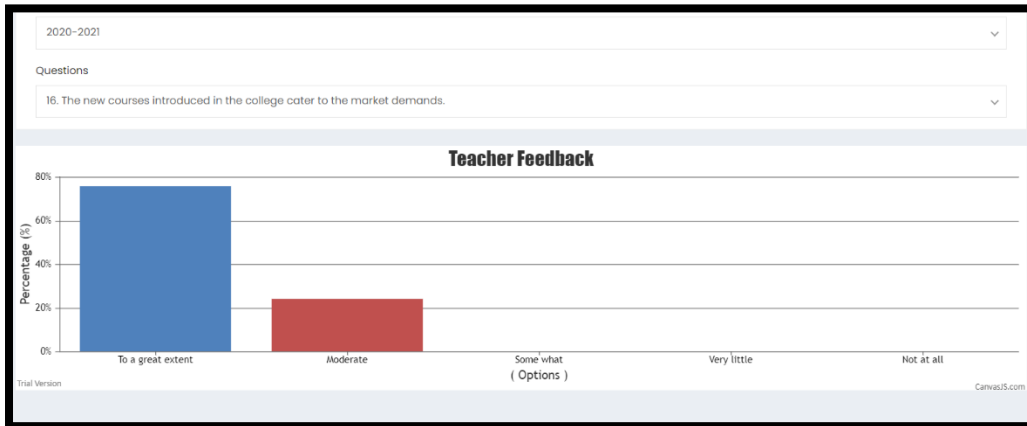
- 67.24 % of the teachers responded with the option **“to a great extent”**
- 31.03 % of the teachers responded with the option **“Moderate”**
- 1.73 % of the teachers responded with the option **“Moderate”**



Teachers were asked if **“the knowledge imparted by you prepares the students for enhancing their soft skills/life skills/employability skills”**, where the responses were as under,

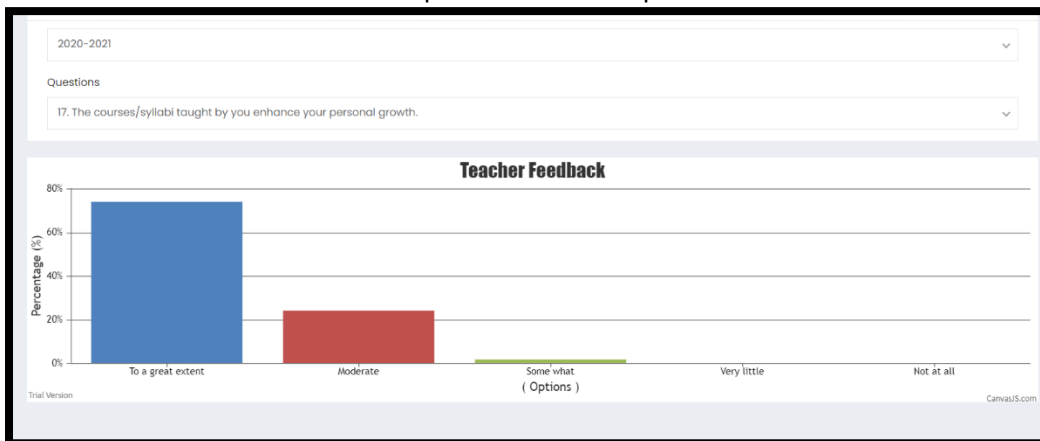
- Strongly agree response was given by 63.79% of teachers
- Agree response was given by 36.21 % of teachers

*Principal*  
Principal  
G.M.N. College  
Ambala Cantt



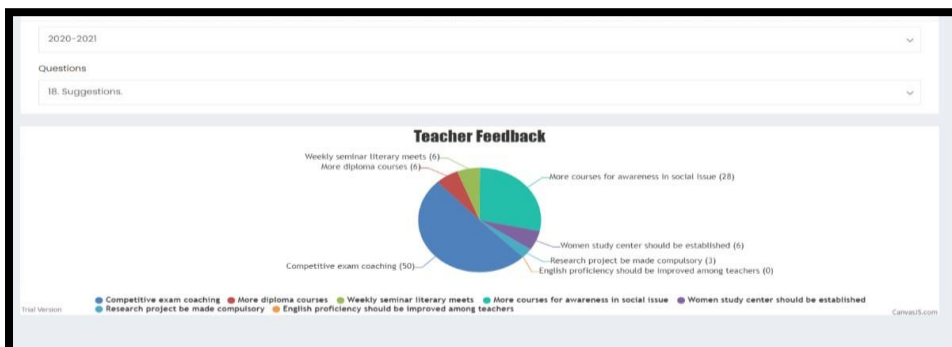
Teachers were asked if **“the new courses introduced in the college cater to the market demands”**, the responses were as under,

- 75.86 %of the teachers responded with the option “to a great extent”
- 24.14% of the teachers responded with the option “Moderate”



Teachers were asked if **“the courses/syllabi taught by you enhance your personal growth”**, the responses were as under,

- 74.14 % of the teachers responded with the option “to a great extent”
- 24.14 % of the teachers responded with the option “Moderate”
- 1.72 % of the teachers responded with the option “Very little”



Principal  
G.M.N. College  
Ambala Cantt

The suggestions of teachers were as under,

- 50 % suggested for competitive exam coaching

- 6 % suggested more diploma courses
- 6 % suggested weekly seminar literary meets
- 28 % suggested more courses for awareness in social issues
- 6 % suggested that woman study centre should be established
- 3 % research project be made compulsory

Overall Feedback Analysis of Feedback received from teachers indicate that,

**Strengths:** Most of the teachers agreed that:

- (a) Student Centric teachings such as group discussions, paper presentations, case studies etc. are adopted.
- (b) Personal attention is given to students for career planning.
- (c) Syllabus caters market demands.

**Weaknesses:** Many teachers disagreed with the following:

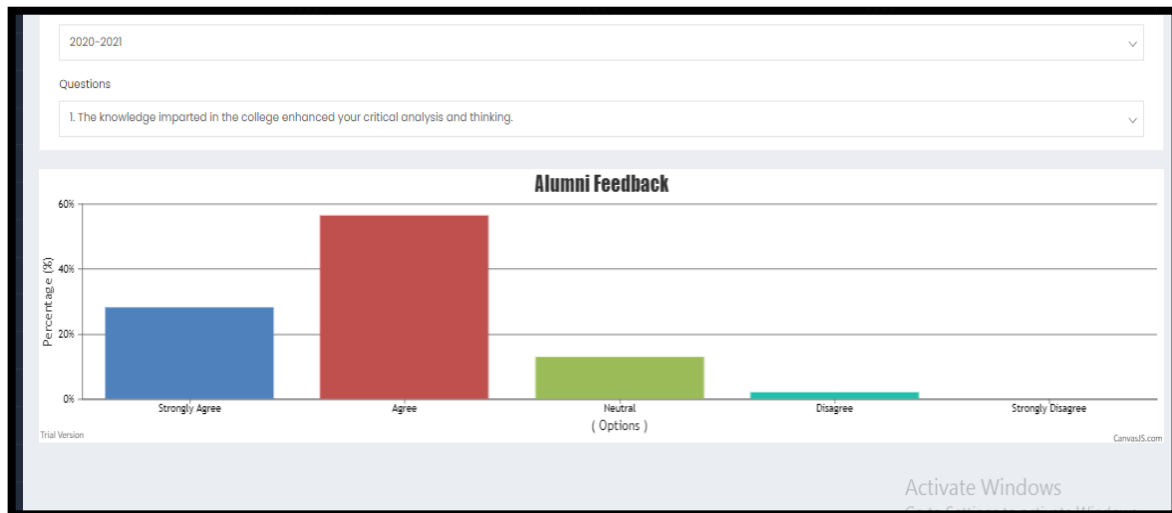
- (a) The new topics in the syllabus can be proposed, modified and incorporated.

Out of all the **suggestions** given by teachers, the following may be implemented:

- (a) Competitive exam coaching
- (b) More courses for awareness in social issues



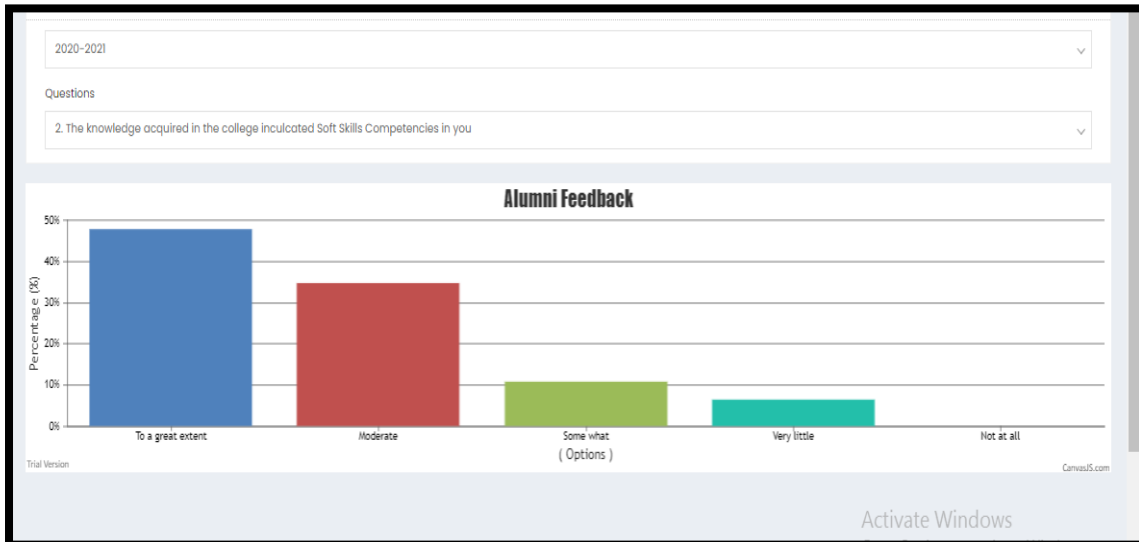
## FEEDBACK: ALUMNI



Alumni were asked if “**the knowledge imparted in the college enhanced your critical analysis and thinking**”, where the responses were as under,

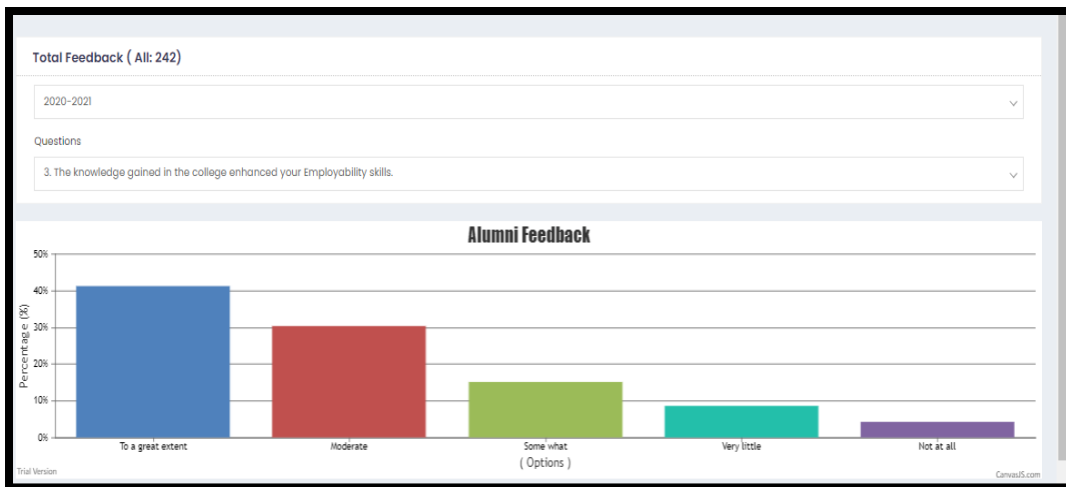
- Strongly agree response was given by 28.26 percent students
- Agree response was by given by 56.52 percent students
- Neutral response was given by 13.04 percent students
- Disagree response was given by 2.17 percent students

*Principal*  
Principal  
G.M.N. College  
Ambala Cantt



Alumni of the college were asked if **“the knowledge acquired in the college inculcated soft skills competencies in you”**, the responses were as under,

- 47.83 % of the students responded with a response of “to a great extent”
- 34.78% of the students responded with a response of “moderate”
- 10.87 % of the students responded with a response of “somewhat”
- 6.52 % of the students responded with a response of “very little”



Upon the statement, **“the knowledge gained in the college enhanced your employability skills”**, students responded as under,

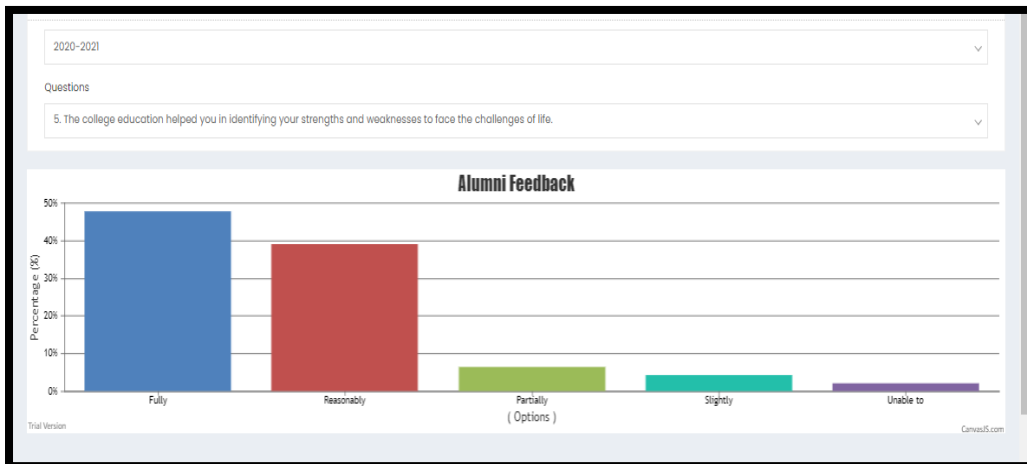
- 41.3 % of the students responded with a response of “to a great extent”
- 30.43 % of the students responded with a response of “moderate”
- 15.22 % of the students responded with a response of “somewhat”
- 8.7 % of the students responded with a response of “very little”
- 4.35 % of the students responded with a response of “not at all”

Principal  
G.M.N. College  
Ambala Cantt



Alumni response on “**the college groomed you for facing interviews/group discussions etc.**” were reported as under,

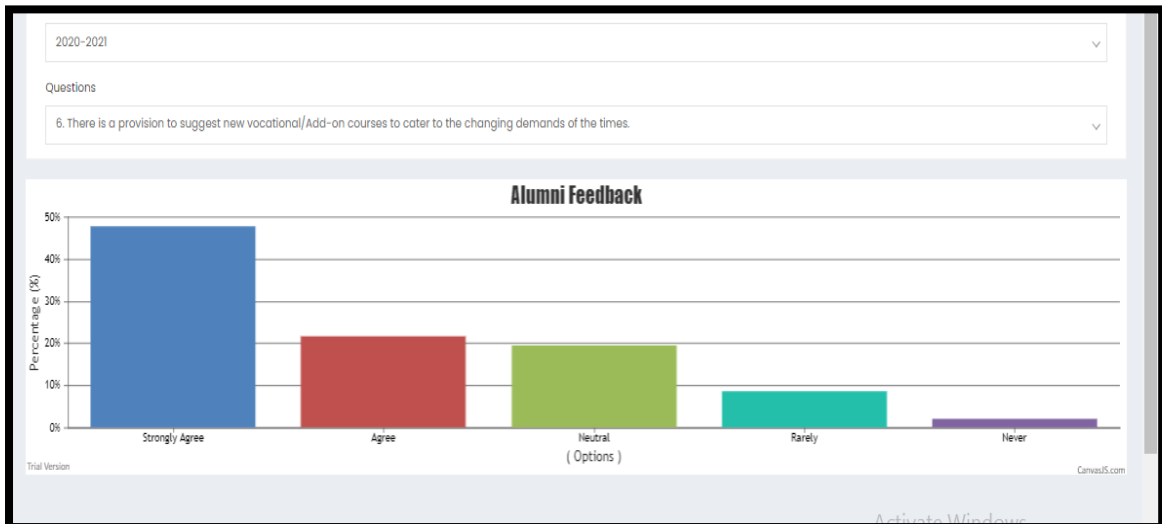
- 28.26 % of the students responded with a response of “to a great extent”
- 36.96 % of the students responded with a response of “moderate”
- 19.57 % of the students responded with a response of “somewhat”
- 10.87 % of the students responded with a response of “very little”
- 4.35 % of the students responded with a response of “not at all”



Students were further enquired if “**the curriculum helps you in identifying your strengths and weaknesses so as to face the challenges of life**”, the responses were as under,

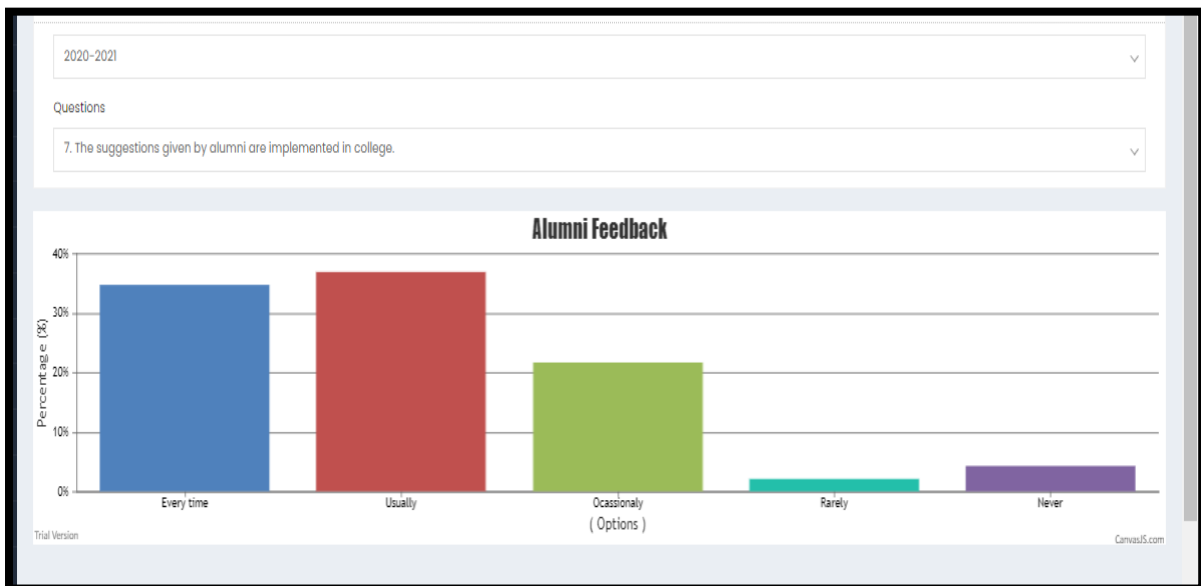
- Fully response was given by 47.83 percent of students.
- Reasonably response was given by 39.13 percent of students.
- Partially response was given by 6.52 percent of students.
- Slightly response was given by 4.35 percent of students
- Slightly response was given by 2.17 percent of students.

*Principal*  
Principal  
G.M.N. College  
Ambala Cantt



Upon asking that “**there is a provision to suggest new provisional/Add-on Courses to cater to the changing demands of the times**”, Alumni responded in the following manner,

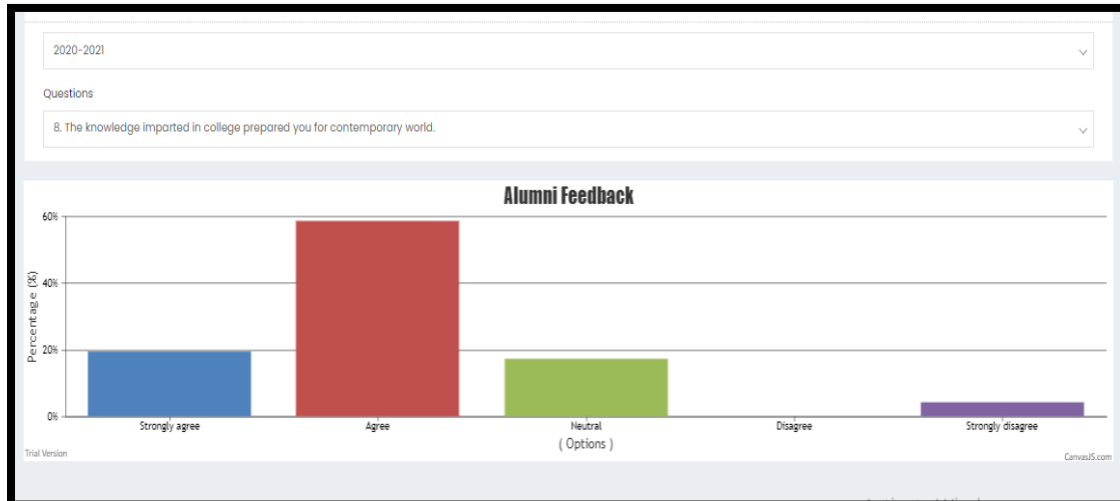
- Strongly agree response was given by 47.83 percent students
- Agree response was given by 21.74 percent students
- Neutral response was given by 19.57 percent students
- Rarely response was given by 8.7 percent students
- Never response was given by 2.17 percent student



*Al*  
Principal  
G.M.N. College  
Ambala Cantt

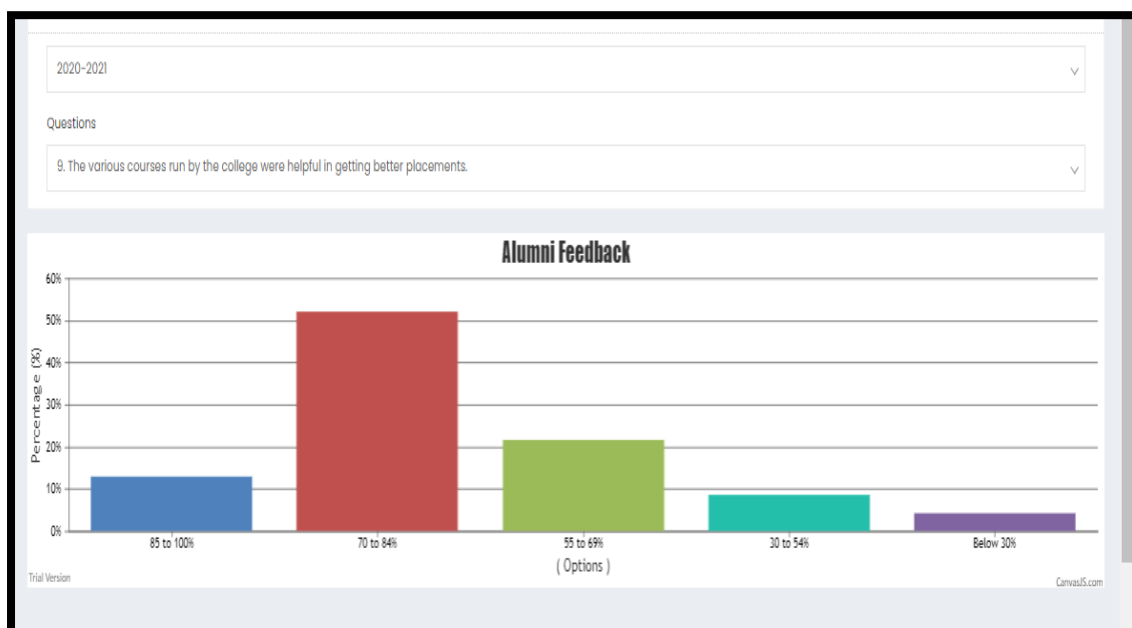
Alumni were further asked if “the suggestions given by the alumni are important in college”, where responses were as under,

- Every time response was given by 34.78 percent of students.
- Usually response was given by 36.96 percent of students.
- Occasionally response was given by 21.74 percent of students.
- Rarely response was given by 2.17 percent of students.
- Never response was given by 4.35 percent of students.



Upon the question, “the knowledge imparted in the college prepared you for contemporary world”, the responses of Alumni were as under,

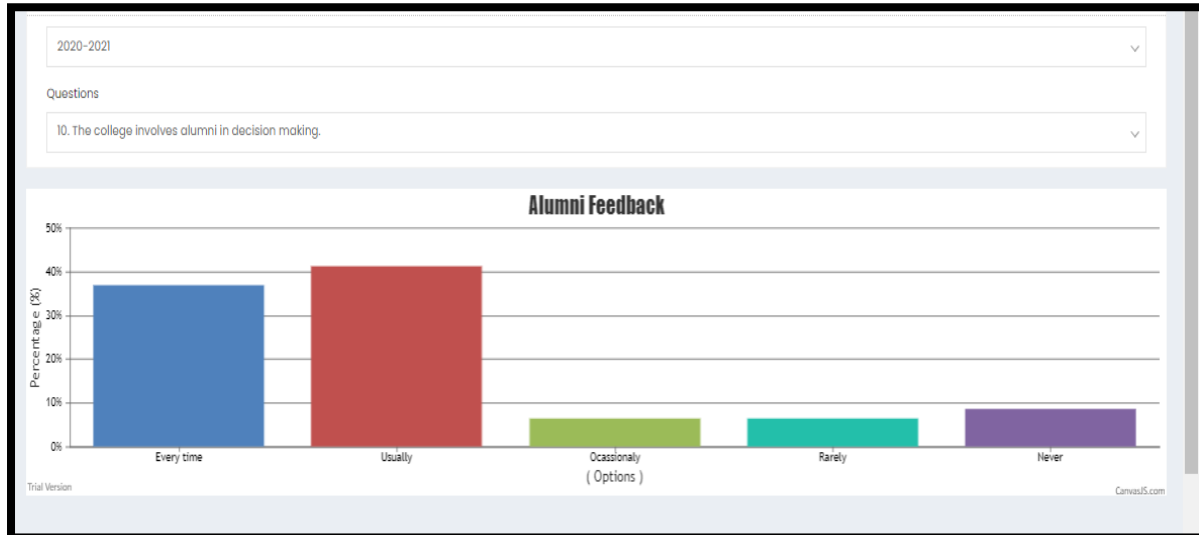
- Strongly agree response was given by 19.57 percent of students.
- Agree response was given by 58.7 percent of students.
- Neutral response was given by 17.39 percent of students.
- Strongly disagree response was not given by 4.35 percent of students.



Principal  
G.M.N. College  
Ambala Cantt

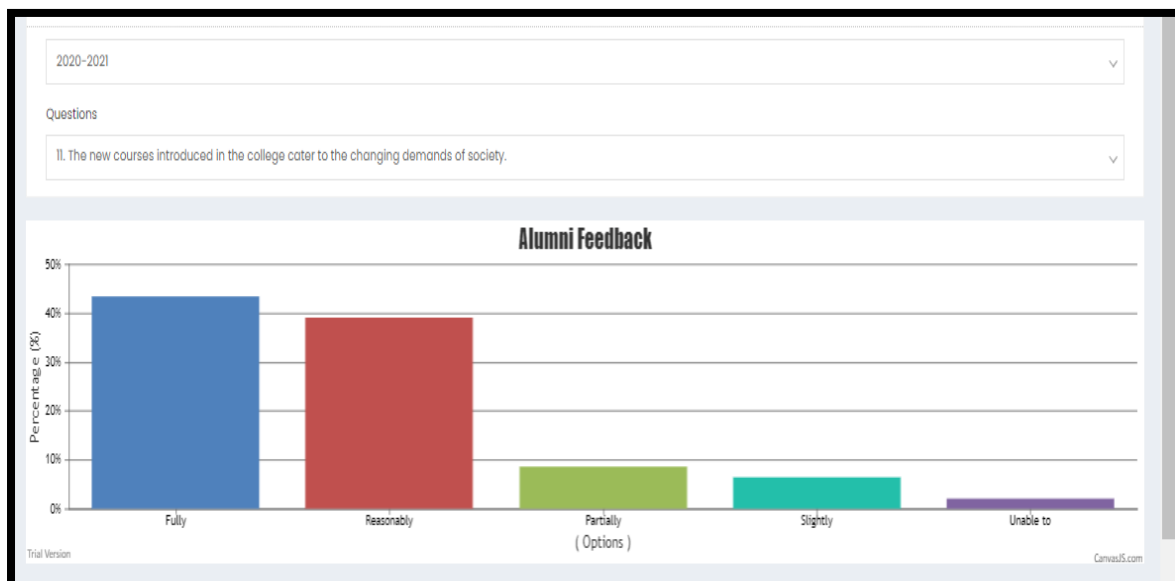
For the statement “**the various courses run by the college were helpful in getting better placements**”, Alumni responded in the following ways,

- 13.04 % responded as 85-100%
- 52.17 % responded as 70-84%
- 21.74 % responded as 55-69%
- 8.7 % responded as 30-54 %
- 4.35 % responded as below 30 %



Alumni were further asked if “**the college involves alumni in decision making**”, the responses were as under,

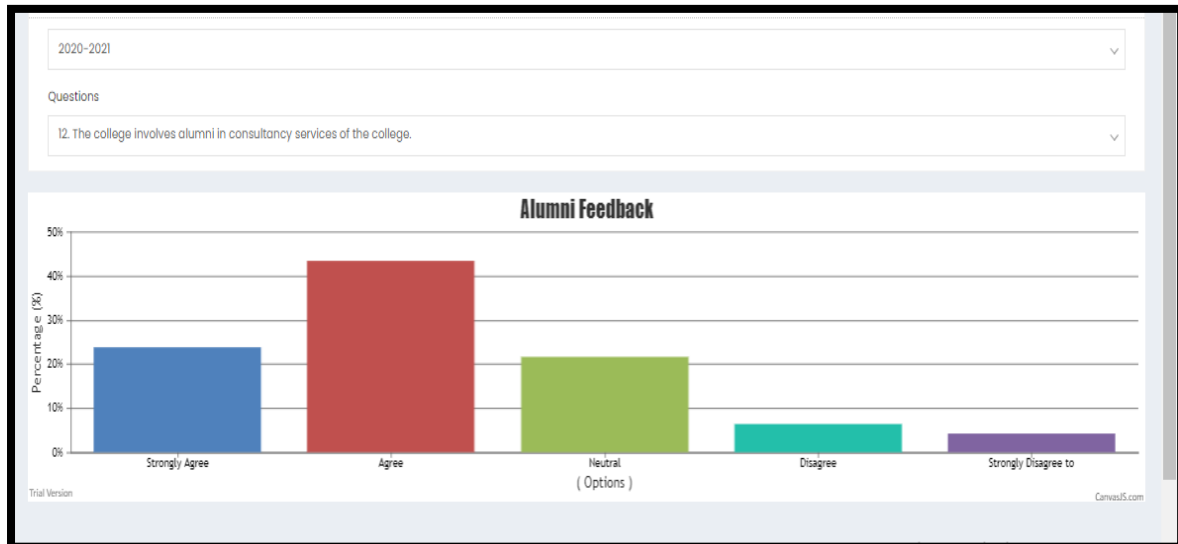
- Every time response was given by 36.96 percent of alumni students.
- Usually response was given by 41.3 percent of alumni students.
- Occasionally response was given by 6.52 percent of alumni students.
- Rarely response was given by 6.52 percent of alumni students.
- Never response was given by 8.7 percent of alumni students.



*Principal*  
Principal  
G.M.N. College  
Ambala Cantt

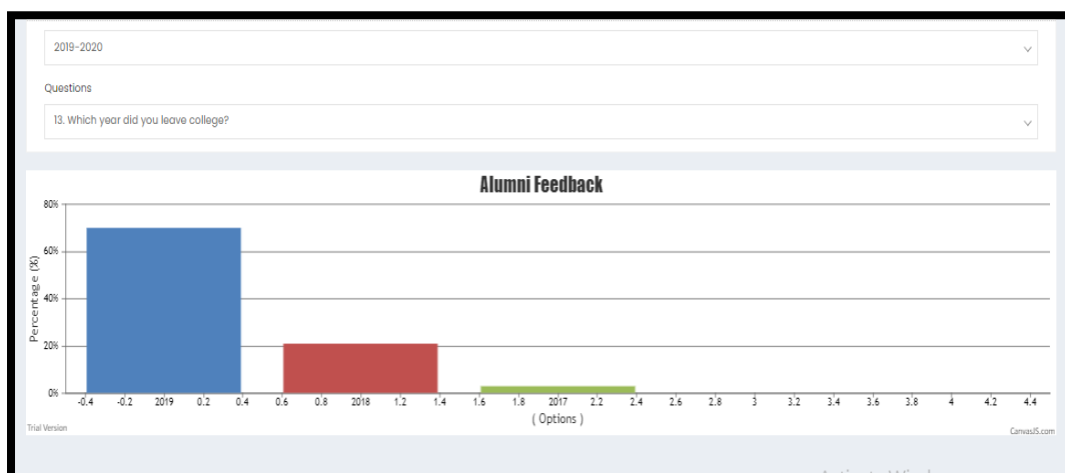
Upon the question “**the new courses introduced in the college cater to the changing demands of society**”, the responses were as under,

- Fully response was given by 43.48 percent of alumni students.
- Reasonably response was given by 39.13 percent of alumni students.
- Partially response was given by 8.7 percent of alumni students.
- Slightly response was given by 6.52 percent of alumni students.
- Unable to response was given by 2.17 percent of alumni students.



Alumni were asked if “**the college involves alumni in consultancy services of the college**”, the responses were as under,

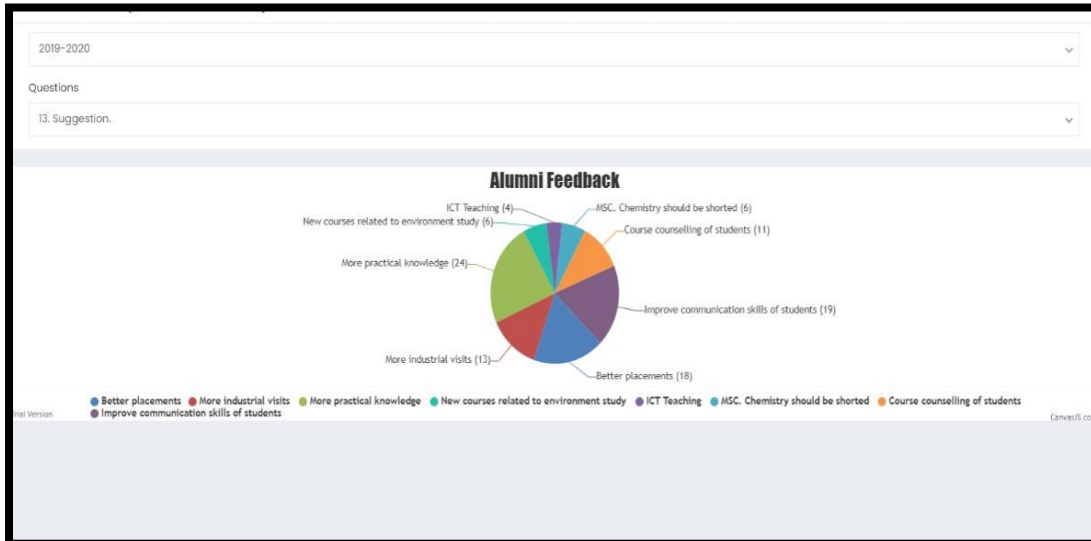
- Strongly agree response was given by 23.19 percent of students.
- Agree response was given by 43.48 percent of students.
- Neutral response was given by 21.74 percent of students.
- Disagree response was given by 6.52 percent of students.
- Strongly disagree response was given by 4.35 percent of students.



*Alka*  
Principal  
G.M.N. College  
Ambala Cantt

When alumni were asked, **in which year you left college**, the responses were as under,

- In 2019, 75 percent students left college
- In 2018, 20 percent students left college
- In 2017, 5 percent students left college

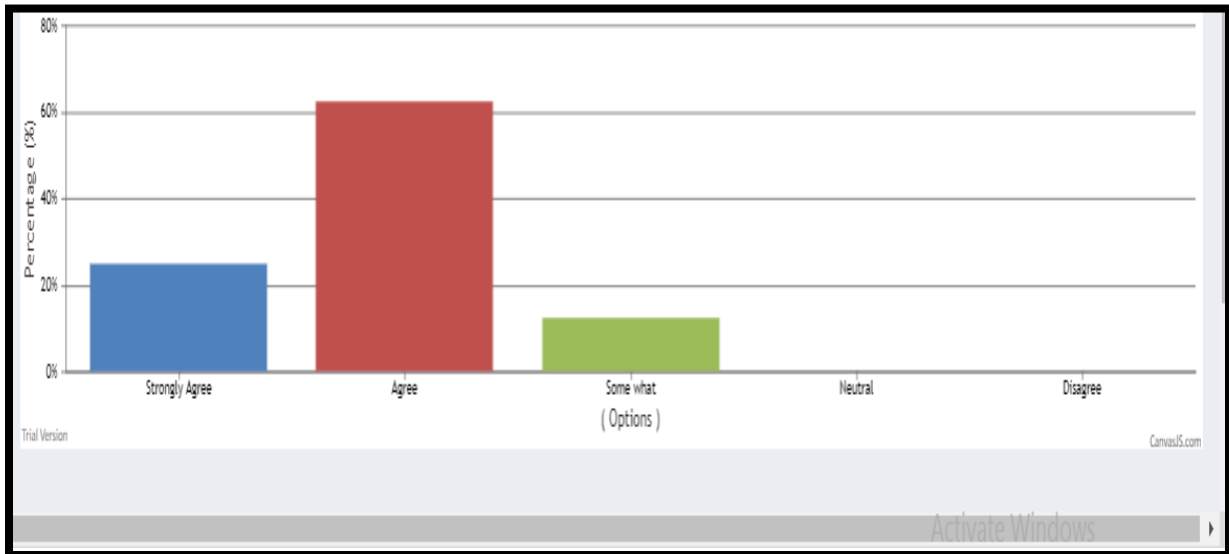


Feedback of Alumni included more practical knowledge (24%), more industrial visits (13%), better placements (18%), improvement of communication skills of students (19%), course counseling of students (11%), MSc Chemistry should be started (6%), ICT teaching (4%) and new courses related to environment study (6%).



## FEEDBACK: EMPLOYER

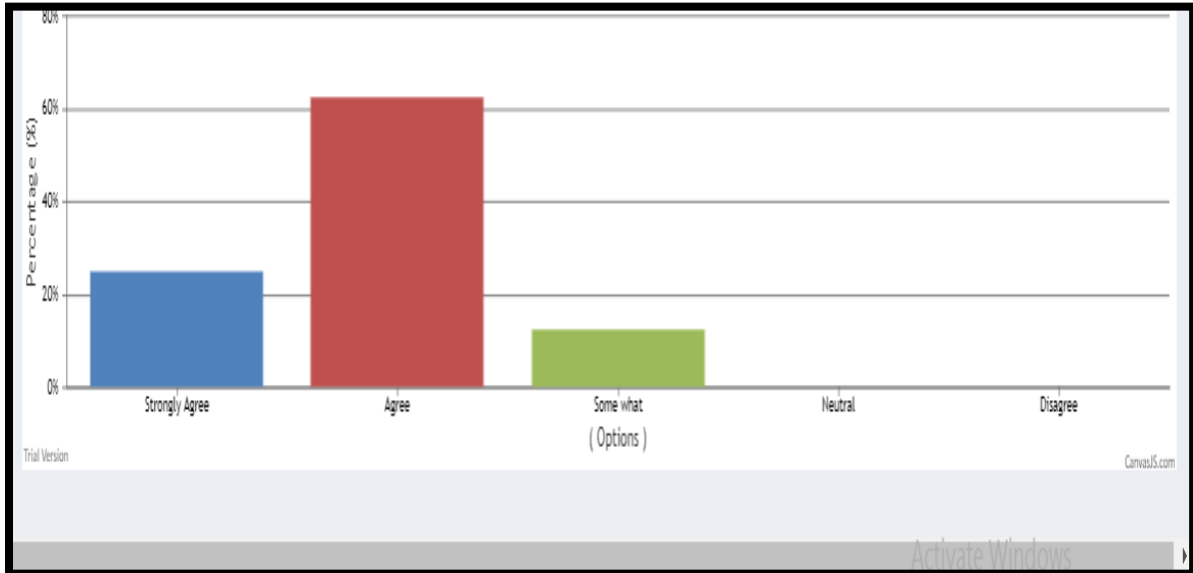
Employability skills of the students are developed and enhanced by the present curriculum prescribed in the college.



*Ala*  
Principal  
G.M.N. College  
Ambala Cantt

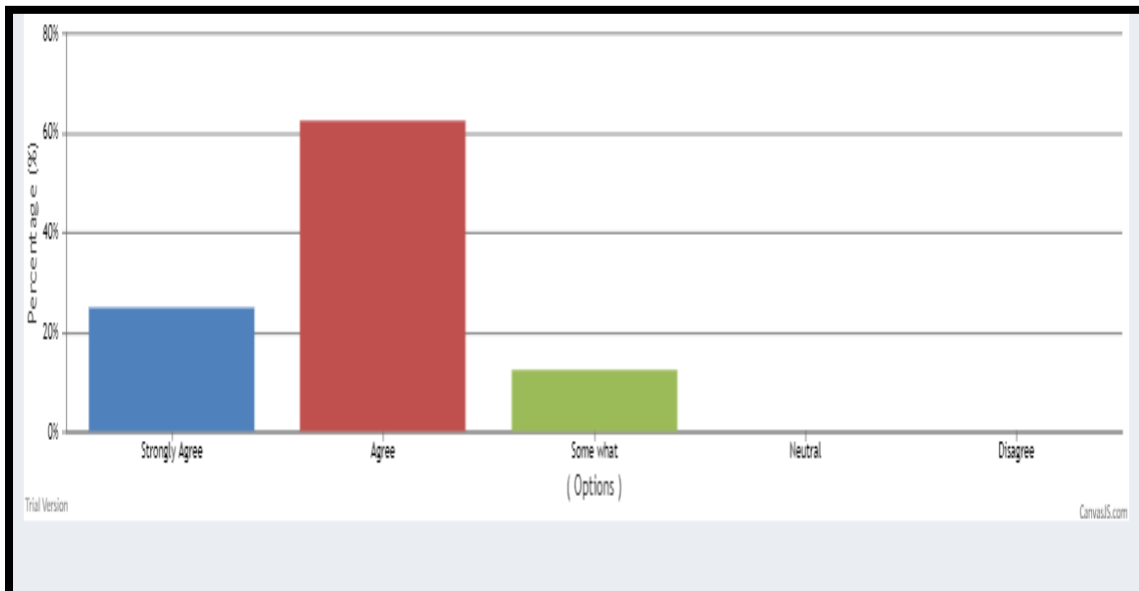
- 25 percent Strongly Agreed
- 62.5 percent Agreed
- 12.5 percent were somewhat agreed

There is a focus on important human resources skills for workplace success in the college curriculum.



- 25 percent Strongly Agreed
- 62.5 percent Agreed
- 12.5 percent were somewhat agreed

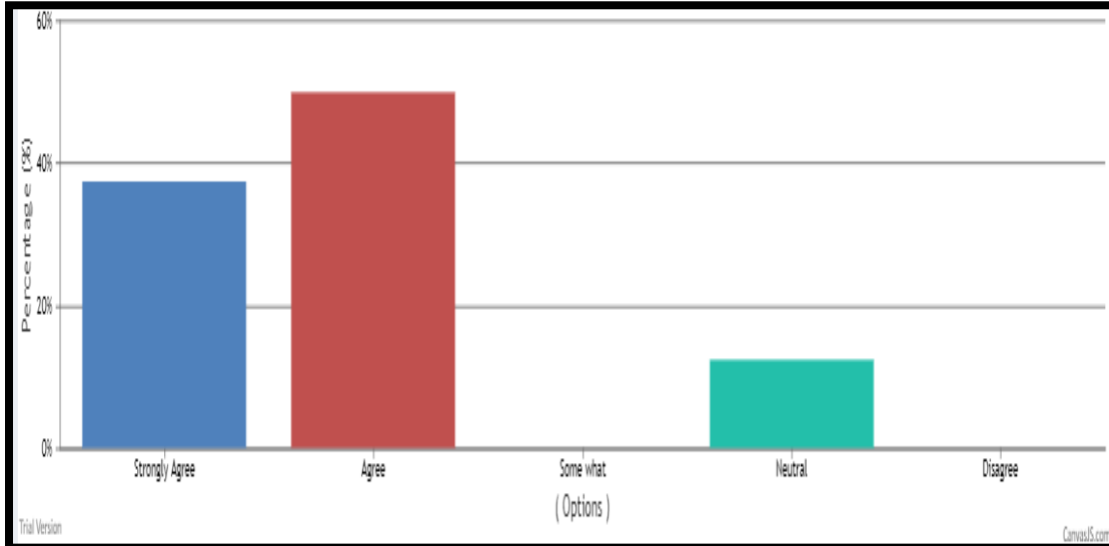
Based on your analysis of the employee's performance, it can be estimated that innovative and constructive thinking among the learners is developed by the curriculum.



*Alka*  
Principal  
G.M.N. College  
Ambala Cantt

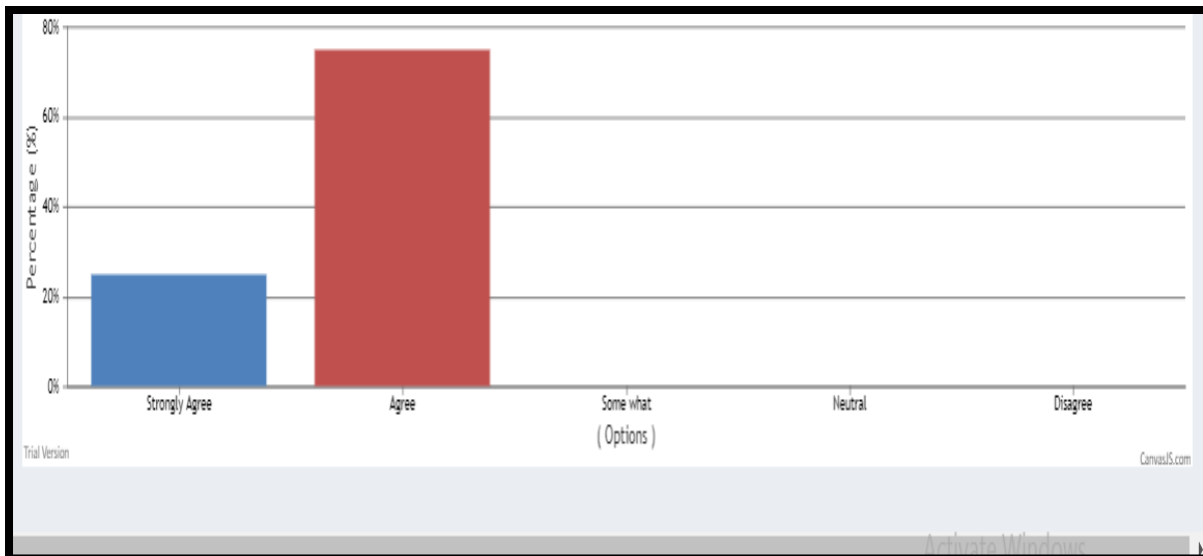
- 25 percent Strongly Agreed
- 62.5 percent Agreed
- 12.5 percent were somewhat agreed

Your employee's performance gives you the idea that experiential learning is promoted by the curriculum.



- 37.5 percent Strongly Agreed
- 50 percent Agreed
- 12.5 percent were Neutral

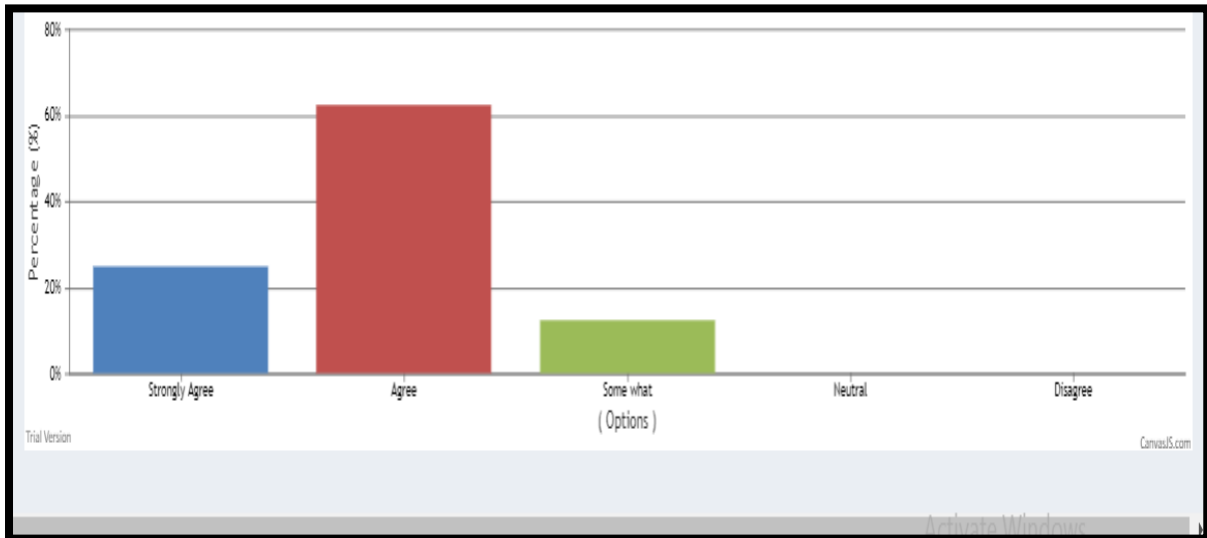
Technical and communication skills of the learners are augmented by the curriculum



- 25 percent Strongly Agreed
- 75 percent Agreed

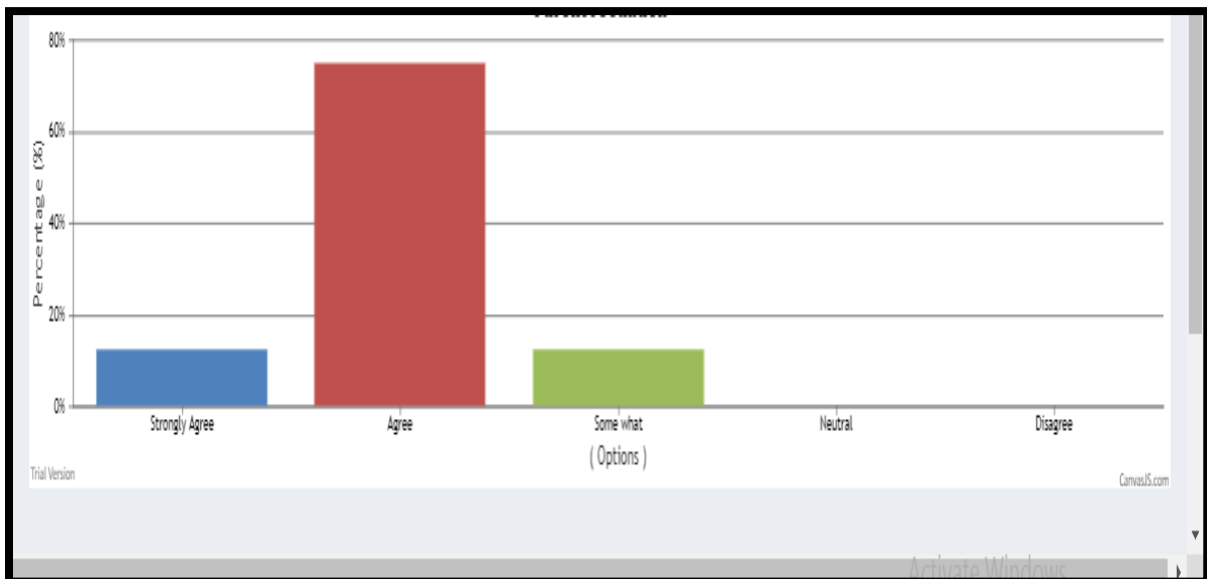
Human values and professional ethics are inculcated in the learners by the curriculum

*Ala*  
Principal  
G.M.N. College  
Ambala Cantt



- 25 percent Strongly Agreed
- 62.5 percent Agreed
- 12.5 percent were somewhat agreed

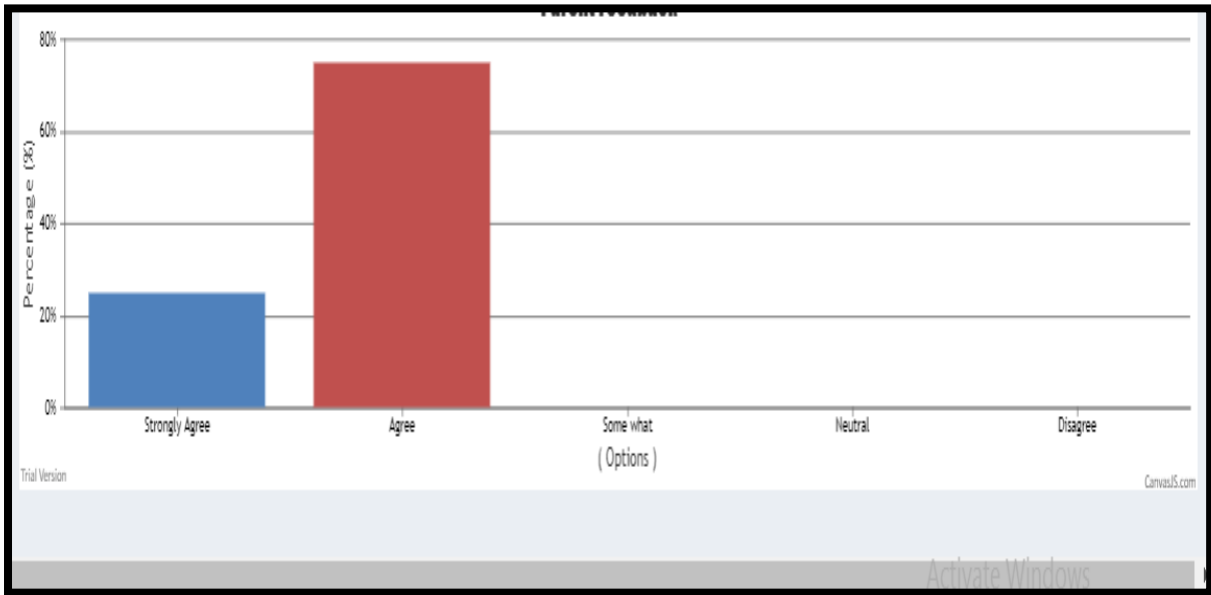
You believe that entrepreneurial skills of the learners are built with the help of the prescribed curriculum.



- 12.5 percent Strongly Agreed
- 75 percent Agreed
- 12.5 percent were somewhat agreed

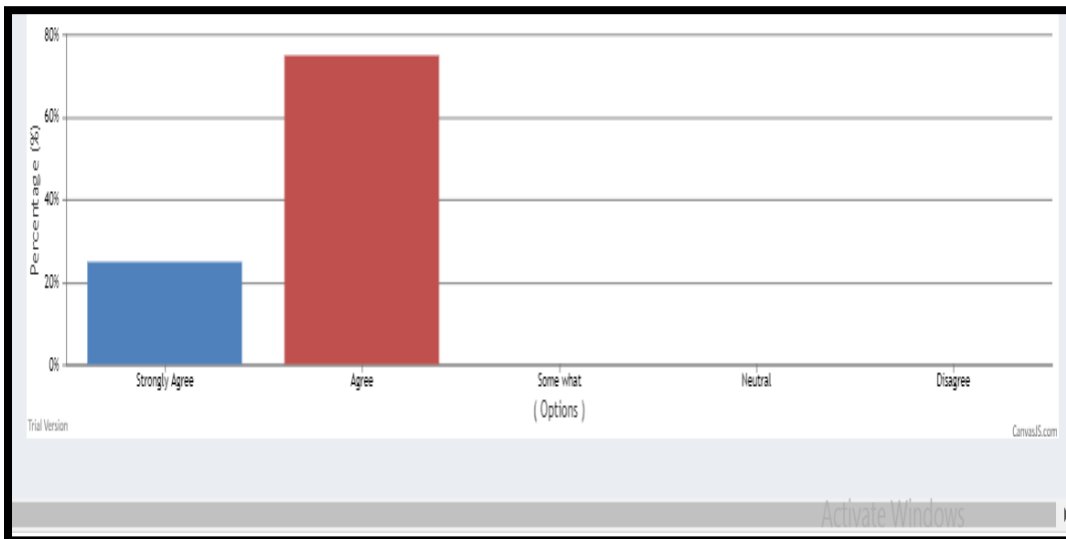
Fundamentals as well as latest developments happening in the modern world are emphasized in the curriculum

Principal  
G.M.N. College  
Ambala Cantt



- 25 percent Strongly Agreed
- 75 percent Agreed

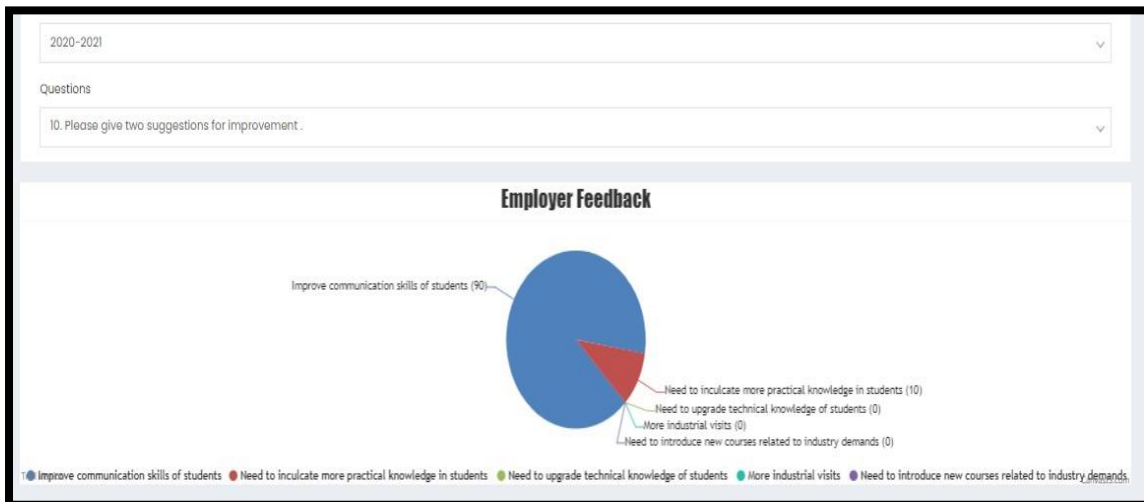
There is need to include more job-oriented courses in the curriculum



- 25 percent Strongly Agreed
- 75 percent Agreed
- 

Please give two suggestions for improvement

*Alk*  
Principal  
G.M.N. College  
Ambala Cantt



- 90 percent suggested Improve communication skills of students
- 10 percent suggested Need to inculcate more practical knowledge in students

Overall responses indicate that there is a need to improve communication skills of students and they should be given more practical knowledge. The curriculum and its implementation in work culture was observed to be healthy.

The feedback results from the stakeholders enable the institution to fill in the lacunae, if any. With its help, the College continues to review, develop and implement policies and practices in key areas, such as curriculum governance, supervision and monitoring towards the creation of an academic culture and to employ effective and meaningful learning and teaching practices.

*Ala*  
Principal  
G.M.N. College  
Ambala Cantt